



Responsible Minister:
Minister for Health
The Hon Jim McGinty BA, B Juris (Hons),
LLB, JP, MLA

**ANNUAL REPORT FOR THE YEAR ENDED
30 JUNE 2008**

Hon Minister for Health

Accountable Authority:
Western Australian Health Promotion
Foundation Board

In accordance with Section 66 of the Financial Administration and Audit Act 1985, we hereby submit for your information and presentation to the Parliament of Western Australia, the Annual Report of the Western Australian Health Promotion Foundation (Healthway) for the financial year ended 30 June 2008.

Board of Management Chairperson:
July 2007 – June 2008
Ms Jenn Morris OAM

The Annual Report has been prepared in accordance with the provisions of the Financial Administration and Audit Act 1985 and other legislative requirements.

Executive Director:
Mr Neil Guard

The Western Australian Health Promotion Foundation is constituted under the authority of the Tobacco Products Control Act 2006.

Access:
3rd Floor, 46 Parliament Place
West Perth
PO Box 1284
West Perth 6872

CONTACT

Phone:
(08) 9476 7000

Fax:
(08) 9324 1145

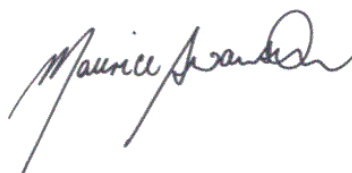
Country Callers:
1800 198 450

Email:
healthway@healthway.wa.gov.au

Website:
Healthway: www.healthway.wa.gov.au
WA Government: www.wa.gov.au



Jenn Morris OAM
Chairperson



Maurice Swanson
Deputy Chairperson

Date: 29 August 2008

This report is available in alternative formats on request

TABLE OF CONTENTS

- RELEVANCE OF HEALTH PROMOTION – SIGNIFICANT ISSUES AND TRENDS 5
- HEALTHWAY 8
 - Our Vision 8
 - Our Mission..... 8
 - Who We Are 8
 - What We Do 8
 - Our Clients..... 8
- KEY STRATEGIC DIRECTIONS 9
- PERFORMANCE SUMMARY AND 2007/08 HIGHLIGHTS 10
- HEALTHWAY BOARD MEMBERS 13
- CHAIRPERSON’S REPORT 17
- EXECUTIVE DIRECTOR’S REPORT 20
- HEALTHWAY PROGRAMS AND PROGRAM STRUCTURE – 2007/08..... 23
- MANAGEMENT STRUCTURE 24
- HEALTHWAY CORPORATE STRUCTURE 25
- HEALTHWAY KEY STRATEGIC DIRECTIONS – Review of Progress..... 26
- STRATEGIC DIRECTION 1 – Focusing on the greatest priority areas for health promotion..... 26
- STRATEGIC DIRECTION 2 – Getting to the right people..... 33
- STRATEGIC DIRECTION 3 – Finding and using the right strategies 40
- STRATEGIC DIRECTION 4 – Working in partnership with others..... 44
- STRATEGIC DIRECTION 5 – Sustaining the impact..... 49
- HEALTHWAY PROGRAMS – The Year in Review..... 53
 - Health Promotion Projects Program..... 53
 - Health Promotion Research Program 55
- PROMOTING HEALTH THROUGH SPONSORSHIP – The Year in Review 57
 - Sport Sponsorship Program 60
 - Arts Sponsorship Program 61
 - Racing Sponsorship Program 62
- THE YEAR AHEAD – PLANNED ACHIEVEMENTS..... 65
- DISCLOSURES AND LEGAL COMPLIANCE..... 67
- CORPORATE SERVICES 74
- CERTIFICATION OF FINANCIAL STATEMENTS 77
- INCOME STATEMENT 79
- CERTIFICATION OF PERFORMANCE INDICATORS..... 101
- PERFORMANCE INDICATORS 2007/08 102
- HEALTH PROMOTION PROJECTS APPROVED FOR FUNDING IN 2007/08 110



HEALTH PROMOTION RESEARCH PROJECTS APPROVED FOR FUNDING IN 2007/08 . 113
SPORT SPONSORSHIP PROJECTS APPROVED FOR FUNDING IN 2007/08 115
ARTS SPONSORSHIP PROJECTS APPROVED FOR FUNDING IN 2007/08..... 133
RACING SPONSORSHIP PROJECTS APPROVED FOR FUNDING IN 2007/08 142
REFERENCES..... 144



RELEVANCE OF HEALTH PROMOTION – SIGNIFICANT ISSUES AND TRENDS

The Australian Institute of Health and Welfare estimates that more than 80% of the burden of disease in Australia and more than 70% of health care expenditure is due to chronic disease and injury. The leading contributors to this burden of disease are ischaemic heart disease, stroke, type 2 diabetes, certain cancers and chronic obstructive pulmonary disease. In 2005 in Western Australia, the hospitalisation costs alone of cardiovascular disease, preventable cancers including lung cancer, and diabetes were more than \$90 million.

Much of the premature morbidity and mortality associated with chronic disease and injury is preventable. Lifestyle factors play a significant role, in particular, tobacco smoking, poor eating habits, insufficient physical activity and harmful alcohol consumption. There is now good evidence that comprehensive health promotion programs are a cost-effective way of improving the health and wellbeing of the population, thereby minimising the burden of preventable disease.

The strongest evidence for the cost-effectiveness of prevention comes from studies on smoking. Smoking remains the largest preventable cause of productive 'life years lost' to the community, although smoking rates have been falling in Australia for more than two decades. An investment by the Australian government of \$176 million on tobacco control campaigns since the 1970's, along with policy and legislative measures, was estimated in 1998 to have averted 17,400 premature deaths and created a total cost benefit of \$12.3 billion. For this reason, tobacco control has been described as a 'blue-chip investment', returning a direct saving of \$2 for every \$1 expended, and indirectly as much as \$50 saved for every dollar expended.

Similar evidence is now emerging in relation to other lifestyle factors. For example, increasing fruit and vegetable consumption by one serve per day would result in direct health care savings of \$18 million annually in WA, and a weight loss of 5kg by all West Australians who are overweight or obese would produce savings of around \$1.9 million in relation to treating type 2 diabetes alone.

Health promotion seeks to address these key lifestyle factors through a population approach that includes raising community awareness, changing social norms, creating healthier environments and action through public policy. There is strong evidence that the greatest health gains in the community can be made in the longer term through small changes to the level of risk experienced by large numbers of people, than through focusing only on identifying and treating the much smaller number with existing disease.

TOBACCO

While smoking rates have declined steadily in recent years and are continuing to do so, smoking remains the leading cause of disease and disability globally¹ and each year in Western Australia tobacco is responsible for more than 1,500 deaths and 14,000 admissions to hospital.² Out of 14 attributable risk factors, tobacco was responsible for the greatest disease burden in Australia in 2003, at 7.8%.³

In 2004 in Western Australia, 17% of males and 14% of females aged 14 years and over were daily smokers.⁴ Teenagers are at highest risk of taking up the smoking habit and Healthway is committed to support prevention efforts aimed at this group. In 2005, 32% of 12 to 17 year olds in Western Australia had smoked at least part of a cigarette in their lifetime, 18% had smoked in the previous year, 9% in the previous four weeks and 6% had smoked in the week before the survey.⁵

Encouragingly, Western Australia leads the nation in reducing youth smoking. The proportion of 12 to 15 year old current smokers in WA dropped significantly between 1999 and 2005 from 16% to 5%. The proportion of 16 - 17 year old current smokers also dropped in the same period from 27% to 10%.⁵

Smoking remains high among disadvantaged populations including Indigenous people, in whom the prevalence is estimated to be 50%.⁶

PHYSICAL ACTIVITY AND NUTRITION

Physical inactivity and poor nutrition are major factors in chronic diseases, both as independent risk factors and combined as the prime cause of overweight and obesity.⁷ There is now a widespread consensus that the combined effects of sedentary lifestyles and over-consumption of energy dense foods and drinks are key factors in the rising prevalence of overweight and obesity, and associated health problems, in Australia and other developed countries.⁷

The prevalence of overweight and obesity has increased significantly over the past two decades and in Western Australia, three in five men (59.9%) and two in five women (43.4%) aged 16 years or older are currently overweight or obese.⁸ Similar increases are seen across the age spectrum with the prevalence of overweight and obesity in Australian children doubling in the last decade.⁹ In Western Australia, approximately one quarter of boys (28.3%) and girls (24%) aged 5 to 15 years were overweight or obese in 2003.¹⁰

In Western Australia, less than one half (45%) of adults were active at levels required to benefit health in 2006¹¹. In 2003, one in four boys and one in three girls at secondary school level reported doing no physical activity and primary school level, approximately one in seven students reported doing no sport, exercise or dance activities in a typical week.¹⁰ Just under 50% of all girls and 33% of all boys reported spending more than 10 hours per week on sedentary behaviours.¹⁰

In Australia, two serves of fruit and five serves of vegetables are recommended to contribute to good health, help protect against disease and maintain a healthy body weight. However, one in 10 Western Australian children do not eat fruit daily and one in 15 do not eat vegetables daily.¹² Among Western Australians aged 16 years and over, one quarter of men (23.4%) and one sixth of women (16.5%) do not eat fruit each day and 18% do not eat the recommended serves of vegetables each day.¹²

MENTAL HEALTH

Mental ill-health is the leading cause of non-fatal burden of disease in Australia and the World Health Organisation estimates that by 2020, depression will be the largest health problem globally.¹³ Total recurrent spending on mental health services in Australia represented some 6.6% of national expenditure on health services in 2003, and the spending on mental health services increased by 73% between 1993 and 2003.¹⁴ Mental disorders in Australia accounted for annual expenditure of \$4.8 billion in 2000/01. This is 7.9% of total allocated health expenditure.¹⁵

Each year around 19% of West Australians will experience some form of mental health problem¹⁶ and a survey conducted in 2005 found that one in four people have already visited a counsellor, a psychologist or a GP regarding a mental health problem.¹⁷

Mental health problems have significant implications in a broad range of health areas, for example drug and alcohol misuse, unresolved anger and violent behaviour.¹³ Depression, social isolation and lack of social support have all been confirmed as risk factors for coronary heart disease.¹⁸ Promoting positive mental health improves health and wellbeing in the present and can reduce the burden of disease in the future.¹⁹

INDIGENOUS HEALTH

Health is influenced by a wide range of social, economic and environmental factors and these contribute to the vast inequalities in health in WA, with Aboriginal people in particular being at high risk.²⁰

The life expectancy of indigenous Australians is at least 17 years less than other Australians and is comparable with that of the non-indigenous population in the early part of the twentieth century.²⁰ Rates of chronic diseases such as diabetes and coronary heart disease are considerably higher among indigenous people compared with non-indigenous Australians.²⁰ In 2002, an estimated 39% of Indigenous Australians aged 15 years and over had a disability or long term health condition.²¹

Aboriginal people also have considerable higher levels of risk factors for chronic diseases. In 2004/05, 50% of Indigenous Australians were daily smokers compared to the national rate of 17% for non-Indigenous Australians.⁶ Over one third (35%) of young Indigenous people aged 12 to 17 years smoke regularly compared to only 6% of all young people in Western Australia in the same age group.^{6,22} In addition, most Aboriginal children do not eat anywhere near the recommended daily consumption of vegetables, with only 39% of those aged 12 to 17 years in the metropolitan area reaching the recommended intakes and 24.5% in extremely isolated areas.²²

Suicide rates among Indigenous males are twice those of non-Indigenous males.²³ Recent studies have shown that even after taking into account differences in the age structure of the two populations, indigenous Australians are twice as likely as non-Indigenous Australians to report high or very high levels of psychological distress. This pattern is seen in every age group.²⁰

HEALTHWAY

OUR VISION

A Healthy WA

OUR MISSION

To improve the health of Western Australians by:

- promoting and facilitating healthier lifestyles, policies and environments; and
- empowering individuals, groups and communities to be healthier.

WHO WE ARE

Healthway (the Western Australian Health Promotion Foundation) was established in 1991 under Section 15 of the Tobacco Control Act 1990 as an independent statutory body reporting to the Minister for Health. Healthway now functions under Part 5 of the Tobacco Products Control Act 2006.

As well as funding activities relating to the promotion of good health, particularly among the young, Healthway's priority during its first five years was the replacement of tobacco advertising and sponsorship.

Responsibility for the overall management of Healthway, including decisions about funding, is held by a Board whose members have knowledge of and experience in one or more of the functions of the Foundation. These members are nominated by health, youth, sport, arts and country organisations from government and non government sectors. A number of expert committees have been established with a range of responsibilities, including making recommendations to the Board concerning the allocation of grants and sponsorships.

WHAT WE DO

Healthway provides grants to health and research organisations, as well as sponsorships which encourage healthy lifestyles to sport, arts, racing and community groups.

OUR CLIENTS

While Healthway seeks to reach the wider West Australian community through the range of programs and activities supported, priority groups include young people, children and families, Indigenous people, rural and remote communities and others in whom inequalities exist.

KEY STRATEGIC DIRECTIONS

1

Focusing on the greatest priorities for health promotion

Key Goals

- Increase the focus on identified areas of high priority:
 - Tobacco control
 - Mental health promotion
 - Physical activity
- Proactively support the development of effective and new programs and initiatives that address Healthway's priority health areas
- Focus on the new priority areas of nutrition and social determinants

2

Getting to the right people

Key Goals

- Increase the focus on promoting and improving health amongst population groups in whom health inequalities exist
- Address barriers to enable healthier behaviours and lifestyles among priority population groups

3

Finding and using the right strategies

Key Goals

- Facilitate the wider dissemination and implementation of effective health promotion strategies and programs
- Actively promote and support the translation of evidence based health promotion research into strategies and programs
- Encourage and support the development and evaluation of new and innovative approaches to promoting health
- Evaluate and review sponsorships, projects and programs to improve the overall effectiveness and degree of health promotion returns

4

Working in partnership with others

Key Goals

- Strengthen and extend existing partnerships with organisations and sectors who share a commitment to Healthway's objectives and strategic priorities
- Increase information exchange to improve effectiveness and encourage a shared responsibility for health
- Identify and facilitate new partnerships and alliances to improve health and to reach priority population groups

5

Sustaining the impact

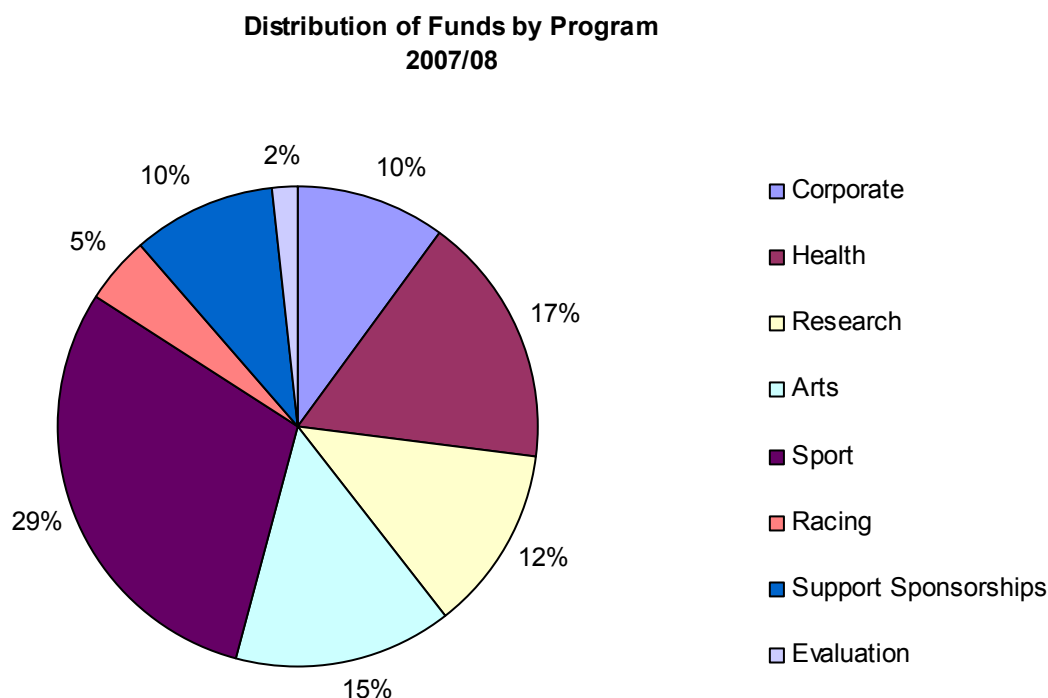
Key Goals

- Strengthen the capacity of individuals, organisations, and communities to promote health and address barriers to healthy behaviours
- Foster and support the identification and development of health promotion leaders within and outside the health sector
- Promote and build sustainability within individual grants/sponsorships and across program areas to enhance their effectiveness and longer term impact
- Maintain and extend the building of healthy environments

PERFORMANCE SUMMARY AND 2007/08 HIGHLIGHTS

Funds available for distribution during 2007/08 totalled approximately \$19.8 million, comprising of an appropriation from the State Government Consolidated Fund, trust account interest earnings, accumulated reserve funds and other revenue. Other revenue included returned funds from projects approved in previous years and additional funds received from the Disability Services Commission under a Memorandum of Understanding for Healthway to administer a grants program targeting increased physical activity for people with disabilities, on behalf of the Commission.

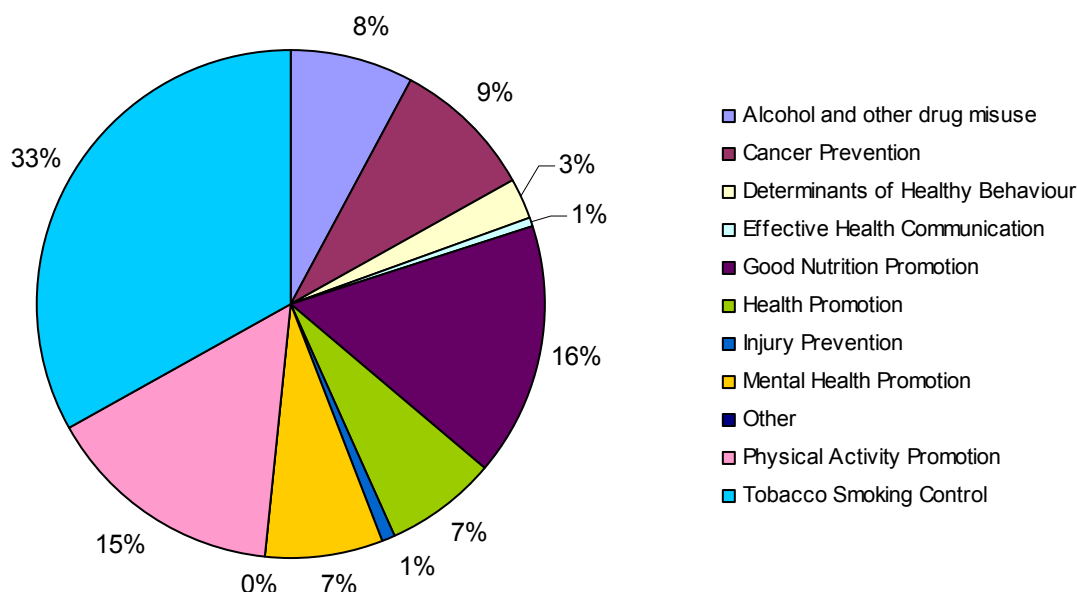
Of the available funds, \$17.713 million (89.5%) was committed in grants, sponsorships, support sponsorships and project/program evaluation, in accordance with the requirements of the Tobacco Products Control Act 2006.



During 2007/08, Healthway received 913 new applications for grants or sponsorships. Of these, 674 (74%) were approved for support, 169 applications were rejected (18%) and a further 14 withdrawn (2%). Decisions are pending with respect to the remaining 56 applications (6%) and will be made at the first Board meeting in the new financial year.

Including multi-year projects approved in previous years, overall 788 projects received grant or sponsorship support from Healthway during 2007/08.

Grants/Sponsorships - Distribution of Health Issue 2007/08



OPERATIONAL HIGHLIGHTS

One of the most significant developments during the year was the completion of the new Strategic Plan 2008-2011. The new plan builds on and extends previous strategic plans, and emphasises Healthway's continuing commitment to addressing the high priority lifestyle behaviours of tobacco control, physical activity and healthy nutrition. Mental health promotion remains a high priority health issue for Healthway, reflecting the significant burden mental-ill places on the community. Prevention of overweight and obesity is highlighted for particular focus in the new plan, and encouraging responsible alcohol consumption is introduced as a new high priority area, in light of trends showing increasing levels of unsafe alcohol consumption, particularly among young people. The new plan also strengthens Healthway's commitment to reducing inequalities and focusing on priority target groups, promoting and supporting evidence based health promotion, encouraging sustainable change and investing in the future through capacity building.

In addition, during 2007/08, Healthway:

- Initiated from scoping research in nutrition commissioned in 2007/08, the establishment of a new advocacy body in public health as a coalition involving the key major health organisations, professional associations and relevant universities in WA, which will have a strong focus on issues such as overweight and obesity
- Implemented the third Healthway Leadership in Health Promotion Program, with 11 new participants including four from regional areas.
- Completed the Mentally Healthy WA (MHW) pilot project, which was originally initiated out of a Healthway scoping review in 2003, and approved funding to extend the project state-wide from 2008 with several funding partners. The 'Act Belong Commit' health message developed by the MHW project was also successfully trialled as a sponsorship message with a number of Healthway sponsorships.

- Offered a second round of Expanding Physical Activity for People with Disabilities grants program, and five additional projects received support in this round.
- Completed and evaluated a pilot program with the WA School Canteen Association (WASCA) to reform food provision in selected Healthway sponsored sport and racing venues and provide a wider range of healthier options. Based on the success of the pilot, Healthway approved further funding in two stages to extend of the program to another 40 other sport, arts, racing canteens in 2008.
- Following the finalisation of outsourcing the WA health promotion campaigns by the WA Department of Health, Healthway has now closely aligned its sponsorship messages with the major health promotion campaigns. The messages “Go For 2 and 5”, “Smarter than Smoking” and “Act Belong Commit” align to major health promotion campaigns and during 2008 Healthway began to introduce “Find 30 Every Day” as a new physical activity message aligned to the new state-wide campaign run by the Heart Foundation.
- Supported the implementation of three new Healthway grant/sponsorship programs – Health Promoting Schools, Health in Schools through Arts (HISTA) and Healthy Local Government grants.
- Finalised ready for publication a series of case studies of successful past health promotion projects. Also approved funding to produce a set of case studies of successful health promotion sponsorships in Healthway’s arts sponsorship program.
- Completed a inaugural Arts and Health Visiting Fellow program with the highly successful visit by Mike White from the UK and approved a second fellowship for 2008/09.
- Completed a successful transition into the Office of Shared Services (OSS), which involved, among other things, extensive work on the Healthway grants management system to align the system with the requirements of OSS.
- Approved renewed sponsorship of the Perth Royal Show for the next three years which will secure a totally smoke free Royal Show for the first time in 2009 and 2010.
- Offered a new capacity building scheme for regional and remote delegates to attend the Public Health Association State conference in October 2007
- Offered a new research into practice grant opportunity with a higher funding limit and longer period through the Health Promotion Research Program.
- Provided funding for a new Public Health Omnibus Opinion Survey in WA, to be run by a through the Health Promotion Evaluation Unit, managed by a governing committee with representatives from key health agencies and stakeholders.
- Completed a situational analysis of the extent of sponsorship by fast food, confectionery, soft drink and alcohol companies in WA and subsequently progressed a comprehensive review of Healthway’s co-sponsorship policy with regard to junior activities.
- Completed the review and refreshment of the Healthway brand and logo alongside the development of a new strategic plan and also redesigned and relaunched the Healthway website and e-news letter with the new corporate brand

HEALTHWAY BOARD MEMBERS

The Healthway Board is established under Section 61 of the Tobacco Products Control Act 2006. Pursuant to S61(1), the Board consists of 11 members, comprising a Chairperson and 10 nominees of stakeholder groups. The Board represents a mix of government and non-government organisations.

The Board is the accountable authority of Healthway. It sets strategic direction and goals and makes all decisions relating to the allocation of funding for grants and sponsorships.

As the governing body of Healthway, the Board also has responsibility for:

- co-ordination of planning, policy and the decision making framework;
- compliance with Corporate Governance standards; and
- striving for organisational best practice and customer service.

The Board generally meets every 8-9 weeks and at 30 June 2007 comprised:

Jenn Morris OAM – Chairperson

Deputy – Maurice Swanson



In November 2006, Ms Morris was appointed Chair of the Healthway Board for a term of three years, following nomination by the Premier. Ms Morris shared the role of captain of the Australian Women's Hockey Team between 1993 and 2000. During that time she played 150 international games for Australia, scoring 86 international goals, including the winning goal at the Sydney 2000 Olympics. Since then Ms Morris has worked in Perth in senior public relations and management roles. She is currently a Senior Business Analyst in the Strategic Marketing group at Rio Tinto Iron Ore and is studying for a Master of Business Administration at the University of Western Australia. Ms Morris is also a member of the Board of the WA Institute of Sport.

Maurice Swanson – Deputy Chairperson

Deputy – Peter Le Souef



Mr Swanson is the nominee of the Australian Council on Smoking and Health (ACOSH) and he was re-appointed to the Healthway Board in October 2007 for a further three year term. Since 1998, Mr Swanson has held the position of Chief Executive of the National Heart Foundation WA Division and he has over 20 years experience in health promotion and public health with previous positions including Director, Health Promotion Services in the Department of Health WA. His main areas of interest are tobacco control and the prevention of cardiovascular disease. Mr Swanson has been a member of the Australian Council on Smoking and Health since 1983 and currently holds the position as Secretary of the Executive.

Rosanna Capolingua

Deputy – Paul Boyatzis



Dr Capolingua was nominated to the Healthway Board by the Australian Medical Association of WA, after two terms as President of the AMA (WA) from 1998-2000. Dr Capolingua's appointment to the Healthway Board was renewed in 2007 for a further three year term. Currently Dr Capolingua is Principal at the Floreat Medical and Director – GP Liaison at St John of God Health Care, Subiaco. She also holds a number of Federal and WA based appointments including Medical Director, AMA (WA) Youth Foundation, Federal President of the AMA Ltd, member of The Raine Foundation Board, Board Member, MercyCare, and Chair of the Public Health Advocacy Institute.

Andrew Watt

Deputy – Beth Hands



Mr Andrew Watt was appointed to the Healthway Board in December 2007 following a nomination from the Australian Council for Health, Physical Education and Recreation, for a three year term. Mr Watt is currently a Business Manager at Creating Communities Australia and manages a range of community and economic development projects, working with the community, key stakeholders and across agencies. Mr Watt has previously held several positions with the Department of Education and Training including School Principal, Manager District Operations and Project Manager of Local Area Planning. Mr Watt was also the Primary Project Leader of the "Be Active School and Community Project", which was funded by Healthway.

Colin Brown



Healthway Board membership includes the appointment of the Chief Executive Officer of the Department of Sport and Recreation or the nominee of that person. Accordingly, Mr Brown was nominated for appointment to the Board in 2008. Mr Brown was appointed to the position of Manager Consultancy, Programs and Services at the Department of Sport and Recreation in May 2004 having previously held the position of Project Manager Australia Africa 2006 Sport Development Program with the Australian Sports Commission for three years. Mr Brown held a number of positions with the Australian Sports Commission over a thirteen year career including Manager of International Relations. Mr Brown worked on a variety of community development projects in Africa using sport as a vehicle for building active communities and addressing a variety of health and social issues.

Natalie Jenkins

Deputy – Paul Bodlovich



Natalie has over 15 years experience in venue, company and arts event management in Western Australia and nationally. Before establishing her own project management and consultancy for the arts and cultural industries *NJ Management*, she was General Manager of *Perth Theatre Company* from 2000 to 2005. Prior to that, Natalie was General Manager of *Theatre North* (Launceston, Tasmania) for 5 years, which included management of the City's two theatres - the Princess Theatre and the Earl Arts Centre. Natalie was a member of the Commonwealth government's *Playing Australia/Festivals Australia* Committee from 1996 to 2004; a member of the *Tasmanian Arts Advisory Board* for 4 years and; a steering committee member of the Australia Council for the Arts', *LOUD Festival*. In 1999, she was President of the *Australian Performing Arts Centres Association (APACA)* and from 2002 – 2005, was Secretary of *Arts Voice WA*. Natalie was also Deputy Chair of the *Australian Script Centre* and later a National Board member. Until April 2007, Natalie was Chair of *Stages WA* and was a member of *WAAPA's Industry Advisory Committee*. She is currently a member of the Healthway board and Chair of the Arts Advisory Committee. She is also a member of the Department for Culture and Arts' *New Venue Advisory Pool*. Natalie received her BA in Arts Management from WAAPA in 1992.

Fiona Lander



Fiona Lander joined the Healthway Board in May 2006. She is the Acting Executive Director Community Engagement, in the Department for Communities. In this role, Fiona has responsibility for the Office for Youth as well as the Department's Non-Government Funding and Community Relations units. The Department for Communities was established on 1 July 2007, to provide a focal point for policy development, program delivery and community engagement within an overarching social inclusion framework.

Ms Lander has extensive experience in public administration, at State and Commonwealth levels. In 2007, she was awarded a scholarship to undertake the Australia and New Zealand School of Government *Executive Master in Public Administration*.

Kay Lane

Deputy – Rob Thompson



Ms Kay Lane was appointed to the Healthway Board in February 2006 following nomination by the WA Sports Federation. Ms Lane is currently the Vice-President of the WA Sports Federation. Ms Lane was previously the Vice-President of Women's Golf Australia and the President of Women's Golf WA. During her time at Women's Golf WA, Ms Lane initiated a successful junior program in WA to introduce girls to golf, together with a support structure to club and elite level. In addition to golf, Ms Lane has also been involved in netball, tennis, squash and swimming. Ms Lane provides an essential link between Healthway and the WA Sports Federation and the Board is fortunate to be able to access her expertise and experience in relation to the sporting industry in WA.

Louise Atherton

Deputy – Jeremy Smith



Ms Louise Atherton was appointed to the Board in February 2008 as the representative of the Department of Culture and the Arts, where she holds the position of Director Corporate Affairs. Ms Atherton has lived and worked in Australia for two years and comes with a wealth of experience in the arts and cultural sectors as well as strategic knowledge and experience of local government in the UK. She spent several years with the Arts Council of England and the British Film Institute in their regional office and following this, in local government where she facilitated in bringing together the health, education and social care sectors to align objectives and outcomes.

Walter Barrett

Deputy – Raymond Colyer



Cr Walter Barrett was appointed to the Board in January 2008 following nomination by the WA Local Government Association. Cr Barrett is currently an Elected Member for the Pinjarra Ward of the Shire of Murray and a past Chairman of the WA Lions Drug Education Foundation. Having previously been a Police Officer for 34 years, Cr Barrett brings to the Board an intricate understanding of local government and community health. After retiring from the WA Police Force as a 1st Class Sergeant, Cr Barrett worked part time as the Lions Health Coordinator at the Department for Health and later as a part time Investigator with the Tobacco Team administering the Tobacco Control Act.



Tarun was appointed Executive Director Public Health and Chief Health Officer in WA Department of Health at the beginning of 2008. Having trained as a general physician at Royal Perth Hospital in the 1980s, he then spent 17 years in the Northern Territory, working in Aboriginal health research, as an outreach physician, and from 2004-2007 as NT Chief Health Officer. He made a major contribution to the development of the NT Preventable Chronic Disease Strategy, and conducted health services research projects in the fields of diabetes, heart disease and quality improvement in primary health care. He has served on the National Health and Medical Research Council and the Australian Commission on Safety and Quality in Health Care. He provides professional leadership and strategic advice to the Department on public health issues, and serves on the Departmental Executive. He is committed to forming strong partnerships between the new Public Health Division within WA Health, and organisations such as Healthway, which are critical to overall success of public health effort in WA.

Attendance at Healthway Board Meetings 2007/08 – by Board Member or Deputy			
	No. of scheduled meetings 2007/08	Actual Meetings Attended	
		Member	Deputy
Ms Jenn Morris OAM	6	6	
Mr Maurice Swanson	6	6	
Dr Rosanna Capolingua	6	2	
Mr Colin Brown (since February 2008)	3	2	
Mr Andrew Watt (since December 2007)	3	3	
Ms Natalie Jenkins	6	4	2
Ms Kay Lane	6	6	
Ms Fiona Lander	6	5	
Ms Louise Atherton (since February 2008)	3	2	
Cr Walter Barrett (since January 2008)	3	3	
Dr Tarun Weeramanthri (since February 2008)	3	3	
Mr Ronnie Hurst (until February 2008)	3	2	1
Assoc Professor Beth Hands (until December 2007)	3	3	
Ms Barbara Macnish (until January 2008)	3	2	1
Ms Louise Paterson (until October 2007)	2	2	
Dr Simon Towler (until February 2008)	3	1	

CHAIRPERSON'S REPORT



I am pleased to be making my second annual report as Chair of Healthway.

This has been another very eventful year, during which Healthway was presented with many new challenges. These include charting a new, and in some ways, more daring course over the next three years, which is now mapped out in the new Strategic Plan guiding Healthway from 2008 to 2011.

In developing the new plan, Healthway embarked on a process that involved an extensive review of achievements over the previous four years, commissioned a review of Healthway's health priorities by the Health Promotion Evaluation Unit and consulted widely with Healthway stakeholders individually and in groups through workshops across Western Australia.

The new plan continues to reflect the objectives of Healthway as set down in the Tobacco Products Control Act 2006, while building on the achievements of the previous plan.

It also takes into account the ongoing and emerging State, national and international public health priorities.

While smoking will remain a high priority for Healthway, the new plan mirrors the concerns in our community about overweight and obesity, harmful alcohol use and mental health issues. It is clear to the Healthway Board that our organisation must also devote a significant amount of resources and effort to these additional high priorities for health promotion in the years ahead.

Overweight and obesity

Last year, I told you of my passion for preventing overweight and obesity in our society, particularly among young people, and thanks to my role as Healthway's Chair, I am able to make a real contribution.

Towards the end of the current year, a report, titled Australia's Future Fat Bomb, was released ahead of the Federal Government's obesity inquiry.

The report, by the Baker Institute, labeled Australia as the heavyweight champion of the world with latest figures showing the nation now has a greater proportion of obese citizens than the United States.

The latest comprehensive obesity study has shown that 26 per cent of adult Australians, or almost four million, are now obese, one million more than the last calculation in 1999.

These findings give Australia top spot as the world's most overweight country, ahead of the notoriously overweight Americans, who have a 25 per cent obesity rate.

I can assure you that Healthway is already doing its fair share but intends to do still more to address this priority health issue in our new strategic plan.

One of the major issues that came to a head during the last 12 months has been the situation in which Healthway increasingly finds itself as a sponsor of a sports, arts or racing event sitting alongside another sponsor promoting fast food, soft drink or alcohol.

Clearly, this has the potential to weaken Healthway's health messages and could even be seen as Healthway in some way endorsing those products.

As a result, the Board commissioned a review of Healthway's co-sponsorship policy. The review included a "situational analysis" of the extent of sponsorship by these companies in sports arts and racing events.

The analysis found that fast food companies put a minimum of just over \$1 million into sports sponsorships in WA, while soft drink companies pour almost \$3 million into sport and racing events and over \$5 million is invested in sport alone in promoting alcohol with almost another million going to arts and racing events.

Bear in mind that these figures are conservative.

The Board has since undertaken a process of consulting with sports organisations with respect to developing a draft policy in which Healthway will no longer consider sponsorship of junior sporting activities or programs where Healthway would be a co-sponsor with sponsors promoting

fast food, confectionary, soft drink or alcohol.

If it is endorsed in the coming year, this policy will be phased in over the period of the strategic plan, ensuring that no existing sponsorships are affected and giving sports time to plan their future sponsorship arrangements.

The harmful use of alcohol is a new high priority health issue for Healthway.

The Federal Government has thrown down the challenge to communities to tackle binge drinking and, like the overweight and obesity issue, harmful alcohol use is a growing problem.

Surveys show that in Western Australia, around 325 people die every year from excessive alcohol use. It is also conservatively estimated that unsafe alcohol use costs the WA community more than \$750 million a year.

To make matters worse, Western Australia now wears the dubious honour of being the State where people are drinking more alcohol per person per year than most other States in Australia. We have the highest average alcohol per capita consumption, second only to the NT.

Over recent years, Healthway has developed a more collaborative working relationship with the Drug and Alcohol Office (DAO) and during the past year Healthway has assisted DAO with a review of their alcohol campaigns.

This review included reviewing and refining safe alcohol consumption messages and a new campaign message *Rethink Drink* was launched in February.

The *Rethink Drink* Alcohol Education Program aims to reduce the level of alcohol misuse in the community by changing the drinking culture in Western Australia to support safer drinking environments and practices.

Healthway has also strengthened the partnership relationship with DAO, the Department for Sport and Recreation and Sports Medicine WA and together we are actively considering how we can work even more effectively to change the culture of drinking in some community sporting clubs.

In the year ahead, we look forward to building on this collaborative approach towards making a real difference to reduce excessive alcohol consumption in some sports club settings.

Mental health is also a priority health issue for the next three years. The World Health Organisation has predicted that by the year 2020, depression alone will be the second highest cause of disease worldwide.

A Department of Health report from the WA Health and Wellbeing Surveillance System in September 2006 found that three times as many West Australians who reported being diagnosed with anxiety or depression rated their health as fair to poor (30.7%) compared to those who had not been diagnosed as anxious or depressed (10.6%).

Healthway has identified mental health as an increasingly important issue prior to the previous strategic period.

In 2002, Healthway funded a team of researchers at Curtin University to conduct the Mental Health Promotion Scoping Project. This project set out to establish the level of understanding of mental health issues among West Australians.

It was concluded that lack of information and community discussion about mental health issues could be contributing the problem and that a community awareness campaign was needed.

This led to a three year pilot campaign titled *Act Belong Commit*, coordinated by the Mentally Healthy WA, in six WA regional towns – Albany Esperance, Kalgoorlie, Geraldton, Karratha and York/Northam/Toodyay.

Evaluation of the pilot campaign was encouraging, especially considering the fact that it was the first health promotion project to attempt to address mental health promotion at a population level.

Overall awareness of the campaign was high in the towns involved and people who were aware of the campaign were significantly more likely than those who were unaware to do more exercise (71% vs 56%), socialise more (52% vs 42%) and volunteer for a good cause (44% vs 37%).

The ultimate aim of the campaign was to see more people engaging in mentally healthy activities and in this way, *Act Belong Commit* was successful.

As a result of the success, this year Healthway has agreed to fund a continuation of *Act Belong Commit* in the six regional towns and also an expansion of the project to at least 20 additional settings across WA including six in the metropolitan area and in two Aboriginal communities.

And, I am delighted to report that the campaign has attracted a great deal of positive attention, not only in WA but nationally and internationally with other funding partners including the Department of Health, WA Country Health

Services and LotteryWest joining us in supporting it.

I look forward to reporting the continued success of Mentally Healthy WA's *Act Belong Commit* campaign in the coming years.

It is important to note that **Smoking** will continue to be a priority for Healthway.

A great deal has been achieved already in tobacco smoking control in WA however, there is still much to be done, particularly in the areas of smoking among Indigenous people and in creating more smoke free outdoor areas including beaches and alfresco dining areas.

On the issue of smoking in alfresco dining areas, Fremantle City Council has led the way. During the year, Health Minister, Jim McGinty, threw down the challenge to other local governments to follow Fremantle's lead and Healthway's role has been to act as a catalyst and encourage local governments to adopt smoke free policies in alfresco dining areas.

Over the last few months we have worked very closely with local governments and we hope those efforts will result in positive changes in the New Year.

Refreshing the Healthway brand

During the year, Healthway decided that as the organisation was in its 17th year of operation, it was time to refresh the Healthway brand.

This involved working with a design company to ensure that while the brand was refreshed and modernised, it was still recognisable as belonging to the organisation known so well now to many West Australians.

Healthway's brand new look will be launched early next year along with the new strategic Plan 2008 – 11.

Farewell to our Executive Director

Finally, during the year, Healthway's Executive Director, Neil Guard, decided after five years leading Healthway's dedicated team of staff, to move on to fresh personal challenges.

Neil left Healthway at the end of June and I would like to thank him for the many positive changes he brought to our organisation.

In particular, the extensive improvements to our internal governance practices and his tireless and meticulous work in developing the very important co-sponsorship policy for junior sport which will be a major plank in Healthway's platform to fight overweight and obesity among our young people.

Neil was also very involved in the development and writing of our Strategic Plan 2008 –11 and he leaves Healthway with a valuable map to guide us for the future three years.

Thank you Neil.

Our new Executive Director David Malone will join us early in the New Year as we prepare for the new challenges ahead.

On behalf of the Healthway Board and Committees, we look forward to working with you to improve the health and well being of people throughout Western Australia.



Jenn Morris
CHAIRPERSON

EXECUTIVE DIRECTOR'S REPORT



This will be my last annual report for Healthway as I will be leaving my role as Executive Director at the end of June.

It has been a fabulous five and a half years in which Healthway has made a huge amount of progress in the quest for a healthier WA and I am confident that I am leaving the organisation in great shape to face the challenges ahead.

Amongst its many attributes, Healthway now has really strong governance processes, an enthusiastic and committed Board, with a few new faces in the last 12 months, dedicated expert Advisory Committees and a small team of highly professional and motivated staff.

I am delighted to report that I will be leaving Healthway with a new Strategic Plan 2008 – 2011 which was developed through extensive consultations over the past 12 months and which sets out some of the new and exciting directions Healthway will be taking over the coming three years.

In particular, Healthway will be focussing more on the factors that determine health in individuals and communities and what factors create inequalities in health.

This is particularly relevant in Western Australia today when the resources boom and the worldwide fall out from the sub prime mortgage collapse in the United States appear to be major drivers of the widening gap between those who have financial and social support and those who do not. Further, the group of “have nots” in our community is increasing in size.

It is well known that people in lower socio economic circumstances experience poorer physical and mental health for a variety of complex reasons and these reasons will be put under the microscope by Healthway in an attempt to address them.

Apart from the development of the new strategic plan, the past year has been full of highlights, indeed too many to mention all of them in this report. However, some of the main ones include:

- The launch of the Healthway funded Public Health Advocacy Institute in March, a really significant development for WA. The Institute will advocate for positive change of public health issues including overweight and obesity. The seeds for the Institute were sown last year when Healthway's Board agreed that a more strategic and united approach was needed by the key agencies working in this area. Healthway looks forward to seeing the advocacy activities of the Institute making a difference, especially in the key areas of alcohol abuse and overweight and obesity.
- The continued expansion of smoke free zones in many Healthway sponsorships. Some of the major achievements during the year included a new sponsorship agreement with the Perth Royal Show which will see the entire show totally smoke free in 2009. Also next year, all viewing areas at Barbagallo Raceway will be smoke free.
- The engagement of a range of organisations in nutrition reform and the expansion of positive changes in the provision of healthy food choices and safe alcohol serving practices at sport and racing venues. In July, representatives of around 80 organisations will attend the WA School Canteen Association's conference and Healthy Food Choices Expo where some will showcase to others what they have achieved in this area. Perth Racing have really shown the way on this issue by introducing the Fresh N Go Bar in 2005 which proved that healthy food is profitable as well as popular with patrons. Now the WA Football Commission has recently emulated the achievements of Perth Racing by establishing its own Subi Fresh outlets at Subiaco Oval and we know that other sporting organisations are planning to do likewise in the year ahead.
- Expansion of the Healthy Club Program, which has been a great catalyst for creating healthy environments at grassroots sporting level. This year, the number of applications received by Healthway increased to 410, up by 47 on the previous year, and approvals totalled 351, an increase of 26 on last year. Of the approvals, over 100 were to sporting clubs that had not received Healthway support previously

indicating that the popularity of the Healthy Club Sponsorships continues to grow.

- Healthway support for some new and exciting Indigenous smoking projects. Among these are the Say No to Smokes Training and Dissemination Project by the Aboriginal Health Council. At the end of the year, an Indigenous visiting health expert was brought to WA to support Indigenous researchers in WA. The first visiting fellow, Shane Bradford, whose visit was coordinated by the Combined Universities for Rural Health in Geraldton, arrived from New Zealand in late June. Shane has worked with Maori people to reduce smoking in their communities and while in WA he toured the north of the State to talk with Indigenous health professionals working there and he also gave presentations to health professionals in Perth.

Also during the year, Healthway received several important reports by the Health Promotion Evaluation Unit (HPEU), formerly based at The University of WA and now located at Edith Cowan University.

The reports contained the results of independent reviews and evaluations of Healthway's operations and Healthway's effect on organisations with which it is involved. These reports included –

The Community Survey on Recreation and Health 1992 – 2006 which is a major and very important survey that has been conducted on five separate occasions since Healthway began – in 1992, 1994, 1998, 2002 and 2006. The survey provides an independent means by which Healthway can assess the impact its projects and programs have on the WA community. As well, the survey examines important social factors such as participation in sports, arts and racing, the impact of Healthway and its health messages, health behaviours, social capital and healthy environments. Among the key findings are:

- Involvement in junior sport and racing clubs increased from 45% in 1992 to 53% in 2006.
- Country people with children were more likely to be involved in junior sport or racing than their metropolitan counterparts.
- Attendances at arts events has progressively increased from 46% in 1992 to 55% in 2006
- Members of arts organisations were more likely to show healthier behaviours than non-members including being less likely to

smoke, be unsafe drinkers or do no exercise.

- Between 1992 and 2006 overall awareness of Healthway increased from 46% of females and 42% of males in 1992 to 70% of females and 64% of males in 2006.
- People who are aware of Healthway generally show fewer unhealthy behaviours than those who are not aware of Healthway.

Participation in Sport, Arts and Racing and its Relationship to Message Literacy and Health Behaviours which aimed to assess awareness of health messages and health behaviours by participants and non-participants in sport, arts and racing in WA. Bearing in mind that these are key settings on which Healthway's sponsorship program has focussed over the past 17 years, the findings are of particular interest and importance to our organisation. They include:

- Participation in multiple types of these events is associated with higher levels of health literacy
- In terms of health behaviour, those who take part in sports, arts or racing events are more likely to be non-smokers and to eat fruit and vegetables as recommended than those who do not participate.
- However, those who participate in these events are more likely to get sunburnt and to drink at unsafe levels than those who do not participate.
- The overall results support Healthway's sport, arts and racing sponsorship programs to promote health messages to those who attend.

The findings of the above report were strengthened by results found in the formal report on the **Sponsorship Monitor 2006/7** which was delivered in August 2007.

Also during the year, a follow up to the Organisational Survey conducted in 2005, and reported in last year's annual report, was completed. **The Organisational Survey: Impact of Healthway Funding on Currently and Previously funded SAR Organisations** aimed to gain a better understanding of how Healthway requirements of sponsored organisations impact on their decisions to apply or re-apply for Healthway funds. This review was unique in that it sought the views of organisation previously, but no longer, funded as well as currently funded organisations. Major findings were very positive and include:

- As a result of Healthway sponsorship, both currently and previously funded organisations had similarly high levels of health related environment policies.

- The overall opinion of dealing with Healthway was positive.
- Of those who said Healthway's expectations were too high, the most common areas of concern were that the level of documentation required was too time consuming relative to the amount of funding sought, there was too much evaluation and paperwork, the financial and reporting requirements were too onerous.

As a result of the recommendations in the report, Healthway has continued to use sponsorship funding to strengthen the capacity of SAR organisations and to link sponsorship funding with health policies as the results of this funding appear to be sustained over time.

Also, resulting from the recommendations, a review of the sponsorship requirements of smaller grants is planned, with particular reference to the application and acquittal forms.

A Summary of the Impact of the Healthy Club Sponsorship Program was delivered by HPEU in April 2008. It showed that the Healthway Healthy Club Sponsorship Program has come a long way since it was first established as a pilot program in 2000.

The program aims to encourage sporting clubs to develop, promote and implement policies that ensure a healthy and safe environment for all involved, to increase participation in physical activity to improve administration, education and training opportunities for sports clubs.

The review showed that this is being achieved with 80.6% of clubs having totally implemented indoor smoke free areas and 50.4% having outdoor smoke free areas. The majority, 67%, had implemented safe alcohol serving practices with 51% being introduced as a result of the Healthy Club Sponsorship Program.

Overall, more than 60% of the clubs had policies spanning all six health areas of importance to Healthway and 88% of clubs said that had introduced safe alcohol practices said they had no difficulties doing so.

Overall, there is clear evidence that the program is having a positive impact in the development of health policies and in changing the culture of practices of players, officials and clubs.

This in part will explain the increasing popularity of these sponsorships, as reported above.

All this leaves me feeling very proud of Healthway and what is being achieved with our many partner organisations. It has been a privilege to have been involved and to have

been able to play a part in these achievements.

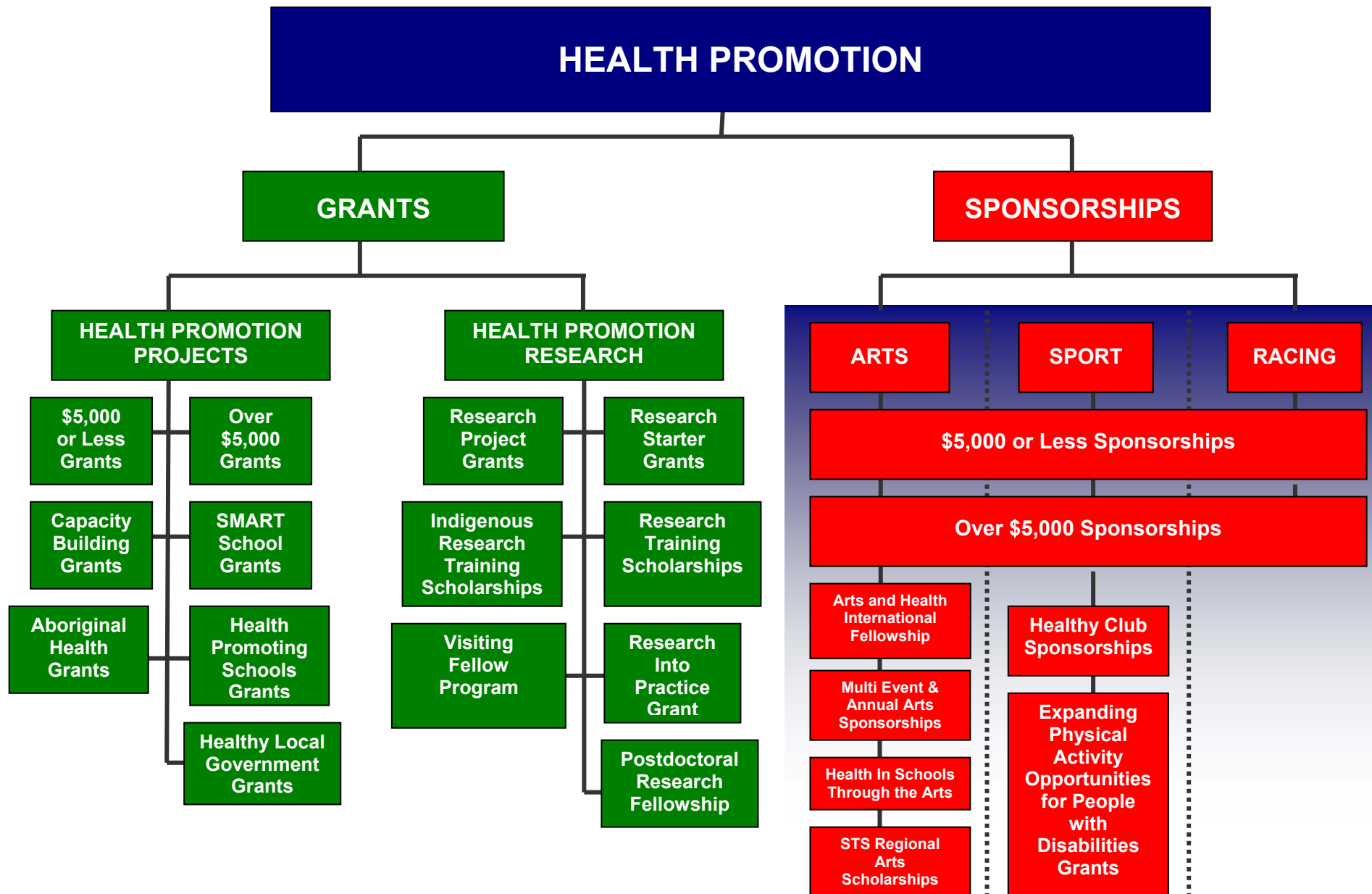
Finally, I would like to say a big thank you to everyone at Healthway for your support and your friendship over the past five years.

I wish Healthway all the best into the future and I will continue to follow the progress and achievements yet to come.



Neil Guard
EXECUTIVE DIRECTOR

HEALTHWAY PROGRAMS AND PROGRAM STRUCTURE – 2007/08



MANAGEMENT STRUCTURE

NEIL GUARD

EXECUTIVE DIRECTOR

As Executive Director, Neil is responsible for the provision of leadership and implementation of strategic direction as determined by the Board, as well as the operational management of Healthway.

Neil joined Healthway in January 2003 after a career spanning 15 years in planning, marketing, strategic development and culture change programs in the private sector in the UK and five years at senior levels in the WA State Government, including three and a half years as Director of Accommodation Services at the Disability Services Commission.

JO CLARKSON

DIRECTOR, HEALTH PROMOTION

As Director, Health Promotion, Jo is responsible for the management and administration of the Health Promotion Program including health promotion projects and research. This involves servicing the Health Advisory Committee and Research Sub-Committee. Jo is also responsible for providing support for the Health Promotion Sponsorship Programs.

Jo has a PhD in medical research, a Masters degree in health promotion and health education, and 20 years experience in health promotion program management and evaluation, both in Western Australia and Wales, UK.

LINA BARBATO

DIRECTOR, CORPORATE SERVICES

As Director, Corporate Services and Chief Finance Officer, Lina is responsible for managing financial, human and administrative resources, providing high level executive support to Healthway's operations and providing leadership in corporate governance and project and contract management.

Lina joined Healthway in March 2000 with over 20 years experience in the public sector. Her previous experience includes holding a senior position at Treasury before moving to the position of Manager, Corporate Services at the former Bush Fires Board, and also at the Anti-Corruption Commission. Lina has a Bachelor of Business (Accounting) from Curtin University and has recently completed an Advanced Diploma in Leadership and Management.

LINDSAY LOVERING

ARTS PROGRAM MANAGER

Lindsay is responsible for the Arts Sponsorship Program including developing policies and assessment of applications, as well as servicing the Arts Advisory Committee.

Lindsay joined Healthway in 1991. He was previously Senior Program Manager, Department for the Arts and prior to that, Music and Dance Officer with the Arts Council of Western Australia. Lindsay has an extensive background in the music industry and is a member of the Industry Advisory Committee at the West Australian Academy of Performing Arts at Edith Cowan University, and has a Bachelor of Arts (Music) from the Canberra School of Music.

BILL ONGLEY

SPORT PROGRAM MANAGER

Bill is responsible for the Sport Sponsorship Program including strategic direction, developing policies and assessment of applications, as well as servicing the Sport Advisory Committee.

Bill has been a member of Healthway's staff since 1992, after ten years as a sport consultant with the Department of Sport and Recreation. He has extensive experience in the management and development of sport and is currently a member of the Local Government Working Group of the Premier's Physical Activity Taskforce.

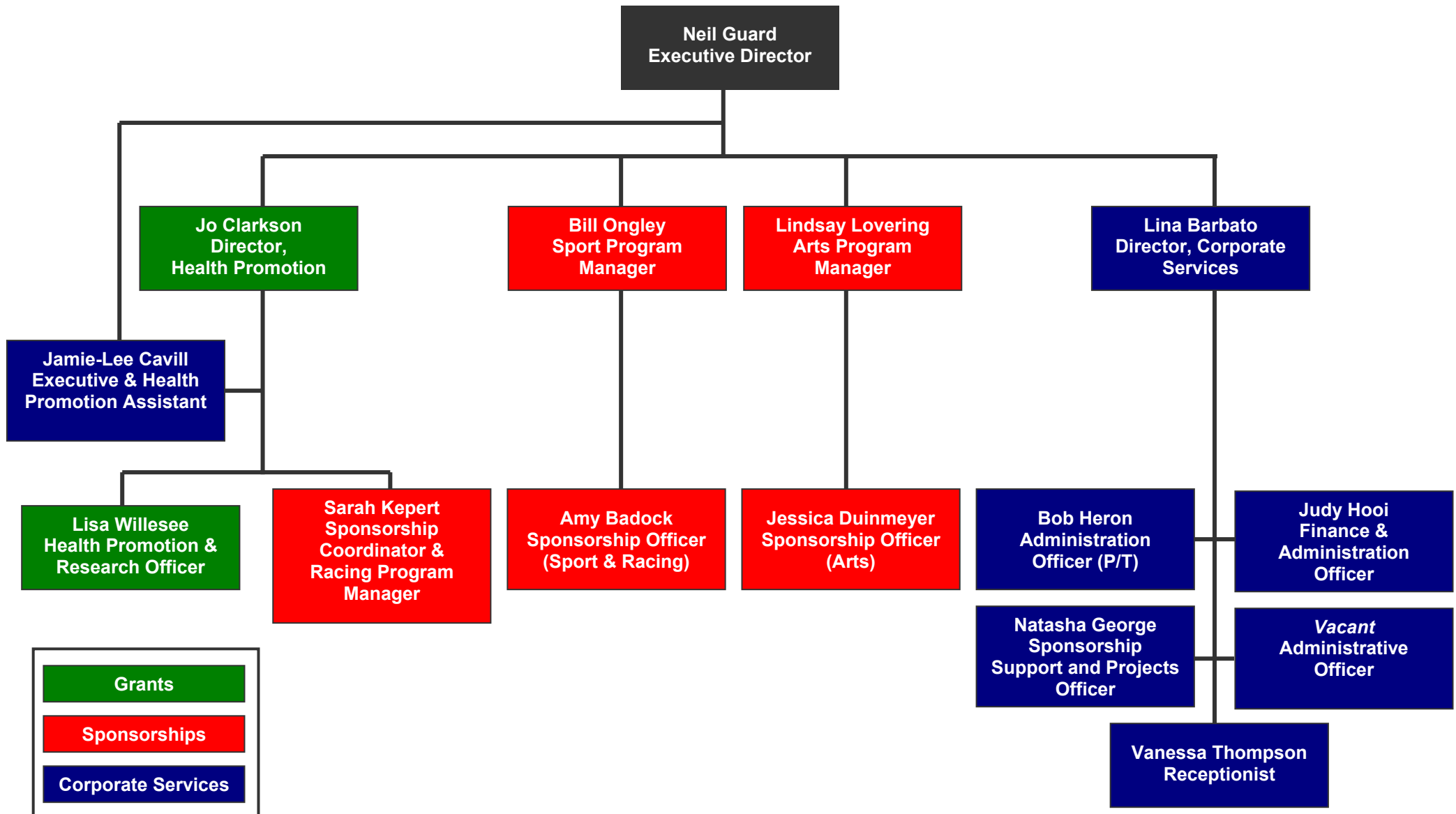
SARAH KEPERT

SPONSORSHIP CO-ORDINATOR

Sarah is responsible for the Racing Sponsorship Program including developing policies and assessment of applications as well as servicing the Racing Advisory Committee. She oversees the operational management of the support sponsorship program, which involves health agencies supporting the implementation of health promotion sponsorships in sport, arts and racing organisations.

Sarah joined Healthway in July 2006 with 10 years experience in health related work within the public sector. She holds a Bachelor of Science and a Postgraduate Diploma in Nutrition and Dietetics.

HEALTHWAY CORPORATE STRUCTURE – AS AT 30 JUNE 2008



HEALTHWAY KEY STRATEGIC DIRECTIONS – REVIEW OF PROGRESS

This report reflects the final full year of implementation of Healthway's Strategic Plan 2004 - 2007. The Plan identified five key strategic directions which are being pursued by the Healthway program areas.

This section provides a summary of how each program area has addressed the key strategic directions in the 2007/08 reporting period.

STRATEGIC DIRECTION 1 – FOCUSING ON THE GREATEST PRIORITY AREAS FOR HEALTH PROMOTION

Since its inception, Healthway has sought to focus on areas of greatest priority for health promotion, as determined by evidence, national and state priorities, opportunities for health promotion, and the current level of intervention and activity in Western Australia.

Healthway identified four health issues and the need for an increased focus on the social determinants of health as its highest priorities during the Strategic Plan period (and the year under review), as indicated in the table below:

Health Determinants	Risk Factors/Behaviours	Health Issues
Individual factors	Poor nutrition *	Mental ill health *
Social factors	Physical inactivity *	Asthma
Environmental factors	Smoking *	Cardiovascular disease
	Alcohol / Drug misuse	Cancer
	Sexual behaviour	Diabetes
	Sun exposure	Injury
		Musculo-skeletal disorders
		Overweight and obesity

* Highest Priority Area 2004-2007

Healthway's key goals within this strategic direction are:

Key goals	1.1	Increase the focus on previously identified areas of high priority: - Tobacco control - Mental health promotion - Physical activity
	1.2	Proactively support the development of effective and new programs and initiatives that address Healthway's priority health areas
	1.3	Focus on the new priority areas of nutrition and social determinants of health

PROGRESS REPORT

General

The commitment to supporting activities which address the identified greatest priorities for health promotion is demonstrated through the budget allocations during the year. Of approximately \$16.7 million committed in grants, sponsorships and support sponsorships during 2007/08, 71% was directed towards Healthway's high priority program areas – tobacco smoking control (33%), physical activity (15%), mental health promotion (7%) and

good nutrition (16%). This is higher than the proportion of Healthway funds directed to these priorities in 2006/07 (64%). A further 7% of Healthway grants and sponsorships were targeted towards projects whose broader focus included the above health issues.

HEALTH PROMOTION PROGRAM

More than 50% of the total health projects budget in 2007/08 was directed to tobacco smoking control initiatives. New tobacco control projects funded in 2007/08 included:

- Funding to the Aboriginal Health Council of WA (AHCWA) for a one-year project to disseminate the Say No to Smokes and Success Stories resources for Aboriginal people. The resources were developed and produced through previous Healthway-funded projects, and this dissemination project will provide 'train the trainer' training to key indigenous health professionals in the North and South Metropolitan Health Services, the Great Southern and the Wheatbelt regions; and
- 20 Smart School Grants to support school-based tobacco smoking control initiatives to complement the Smarter than Smoking project, an increase of 5 on the previous year.

In 2007/08, as well as continuing support for several major tobacco smoking control projects, funding was also renewed for a further three years to support the successful Make Smoking History project, of which Healthway is one of three main funding partners, and which will have a stronger focus on reaching disadvantaged groups in the current phase.

Healthway committed 13% of its funding for health promotion projects to mental health promotion in 2007/08. This included further funding support to the Mentally Healthy WA project in 2007/08, in conjunction with a number of funding partners. Healthway provided significant support for the three-year pilot intervention from 2005 to April 2008 in six regional WA towns, and during this time the project attracted considerable national and international interest, and was the subject of several journal articles. The evaluation results showed that 65% of people in the intervention towns were aware of the campaign by the third year, and people who were aware of the campaign were also significantly more likely than those unaware to do more exercise (71% vs 56%), socialise more (52% vs 42%) and volunteer or take up a good cause (44% vs 37%), to benefit their mental health. Healthway funding for the next phase will support the project to expand state-wide, with a target of 30 local sites participating in the Mentally Healthy WA campaign from 2008.

Projects with a primary focus on physical activity accounted for 9% of the health projects budget in 2007/08. This included new funding to the Premiers Physical Activity Taskforce, to contribute to the 2008 Children and Adolescents Physical Activity and Nutrition survey (CAPANS). This survey will follow the initial 2003 survey, providing critically important information on changes in behaviour among WA children and adolescents over the past five years. Funding was also continued to the National Heart Foundation of Australia (WA Division), also known as the Heart Foundation, for a three-year marketing campaign encouraging parents to support their children to use active transport. The Make Tracks2school campaign is part of a broader initiative under the Premier's Physical Activity Taskforce with support for other components of the program from the Departments of Health, Education and Training, and Planning and Infrastructure.

In addition to the CAPANS survey, Healthway supported several small local projects addressing nutrition in 2007/08. These included small grants to Kimberley Population Health Unit for an Aboriginal Women's Health Program, which has a strong emphasis on nutrition and diabetes prevention, and to the City of Mandurah for a cooking skills program to engage Aboriginal youth.

Projects addressing nutrition accounted for nearly 11% of the health projects budget during 2007/08. Of the larger initiatives, Healthway provided a major grant to a consortium of agencies led by Curtin University of Technology to establish the Public Health Advocacy Institute of WA, which will have a major focus on nutrition and preventing obesity in its early stages. The Curtin proposal was submitted in response to a special funding initiative promoted by Healthway in 2007/08, calling for expressions of interest to establish a public health

advocacy coalition. This resulted from Board consideration of the recommendations from a scoping review of nutrition advocacy completed by Healthway during 2006/07, following which the Board recommended that Healthway offer special initiative funding to strengthen advocacy for nutrition and other high priority public health issues in WA. Healthway is one of a number of funders of the Institute, which is based at Curtin University.

With a specific focus on the three high priority areas of mental health, nutrition and physical activity, Healthway introduced a new grant scheme for schools in 2007/08. The Health Promoting Schools grants provide funding of up to \$2,500 for schools to introduce a range of activities to address one or more of these priority areas, aligned to the WHO Health Promoting Schools framework. Six schools were awarded grants during the year, and interest in the scheme increased markedly in the second half of 2007/08, after Healthway reviewed and simplified the application guidelines and promotion of the scheme through the Dept of Education's School Matters newsletter.

Approximately 12% of health promotion project funding in 2007/08 was allocated to projects in the general category of 'health promotion'. This includes a number of major projects addressing more than one high priority health issue. Examples are the four 'Healthy Community' projects in Denmark, Katanning, Carnarvon and Newman, now in their second and third years, as well as the Regional Coordination Initiative in the Kimberley. Through this project, Healthway continued to focus on nutrition and physical activity in the region through funding a coordinator based in the Kimberley Population Health Unit. The Coordinator position also played a major role in increasing capacity for health promotion in the region, supporting more than twenty Healthway-funded projects and sponsorships in 2007/08.

In addition, Healthway introduced a special grant scheme for local government at the start of 2007/08, setting aside \$350,000 from reserve funds to support grants of up to \$50,000 each for local governments to address a range of priority health issues within their communities, working in collaboration with the health sector. Seven councils successfully applied for funding during the year, with around \$250,000 of the funding allocated.

HEALTH PROMOTION RESEARCH PROGRAM

In 2007/08, research project grant and starter grant applications addressing the high priority areas of tobacco smoking control, mental health promotion, good nutrition, or physical activity, received a weighting at the time of assessment by the Research Sub-Committee.

Healthway funded five new starter grants in 2007/08. Two of these addressed one or more of the high priority health areas, including funding for:

- A peer-education model of health promotion for children of West African refugees, to Professor Peter Drummond, Murdoch University; and
- What's cooking as a health promotion intervention for improving dietary intakes? to Mrs Andrea Begley, Curtin University of Technology.

Of nine research projects supported in 2007/08, nearly all addressed high priority health areas of mental health, nutrition, or tobacco control, including funding for:

- A major follow up study of children exposed to the Aussie Optimism Positive Thinking program in primary year 4 as they move to secondary Year 8 and Year 9, to Dr Rosanna Rooney, Curtin University of Technology;
- A study on strengthening pastoral care to reduce secondary students' harm from tobacco to Dr Margaret Hall, Edith Cowan University; and
- A study to evaluate the effectiveness of addressing childhood nutrition and obesity through school canteens, to Dr Simone Pettigrew, The University of WA.

Since the review of Healthway's Health Promotion Research Program in 2006, a key priority has been the translation of evidence from research into effective and sustainable policy and practice in health promotion. In 2007/2008 Healthway announced funding for a

special initiative five year grant focusing on Research into Practice in three high priority areas: prevention of overweight and obesity, Aboriginal health; and mental health promotion. Subject to a suitable proposal being recommended by the Research Sub-Committee, this grant will be funded in 2008/09.

One health promotion scholarship and one health promotion Fellowship were awarded in 2007/08, both focusing Healthway high priority issues or target groups. Dr Roslyn Giglia from Curtin University of Technology was awarded the health promotion Fellowship to investigate the usefulness of an Internet intervention with individualised tailored feedback to promote and sustain breastfeeding duration in regional and metropolitan health regions in WA.

SPORT SPONSORSHIP PROGRAM

Consistent with Healthway's 2004 to 2007 strategic plan and its identification of physical activity as a high priority, the Sport Sponsorship Program continued to make increasing participation in physical activity a fundamental requirement for all applications.

In addition to playing a vital role in the prevention of overweight and obesity and associated chronic diseases, physical activity also makes a significant contribution to mental health by fostering inclusion and community engagement. During 2007-08 Healthway funded a growing number of community participation events as well maintaining support to seniors' activities that not only addressed inactivity but also provided individuals with an opportunity to meet and interact with others.

Examples where community participation and physical activity were successfully combined included fun runs in Wickham, Geraldton and Albany and an Australia Day celebration in Manjimup where the Shire and local sporting groups promoted sport participation and got the community involved in fun physical activities.

Table 1: Distribution of Sport Sponsorship Program funding 2007/08 – by health issue

	2007/08	
Health Priority	% of Projects (excluding Healthy Clubs)	Approved Sponsorship (excluding Healthy Clubs)
Physical Activity	34%	18%
Tobacco Smoking Control	25%	33%
Skin Cancer Prevention	21%	24%
Alcohol & Other Drug Misuse	9%	9%
Nutrition	9%	13%
Injury Prevention	1%	2%
Mental Health	1%	1%

In 2007/08, 69% of sport projects promoted messages aligned to Healthway's priority health issues, accounting for 65% of Sport Sponsorship Program funds.

As in the previous report period, 34% of the projects approved for sponsorship promoted a physical activity message, these projects receiving 18% or more than \$960,000 of the total budget. In addition, Healthway continued to assist the Premier's Physical Activity Taskforce to employ a Physical Activity Projects Coordinator. This position supports the development and implementation of physical activity projects initiated through the Taskforce's Local Activity Grants program, which between 2003 and 2008 has allocated a total of \$1.7 million to 141 projects across 104 Local Governments.

In line with Healthway's original mandate, tobacco smoking control remained a significant focus for the Sport Sponsorship Program. 2007-08 saw 33% of sport sponsorship funds allocated to projects promoting tobacco smoking control health messages. Much of this investment continued to be through sponsorship of the larger State sporting associations where promotion of the *Smarter than Smoking* message was appropriate given their significant youth aged audiences. Australian rules football, netball, hockey, golf, rugby union, rugby league, softball, lacrosse, squash and football (soccer) continued to carry this message across their junior programs and competitions and all major sports stadia have comprehensive no smoking policies in place.

The percentage of sponsorship funds allocated to projects promoting a nutrition message increased from 9% in 2006/07 to 13% in 2007/08.

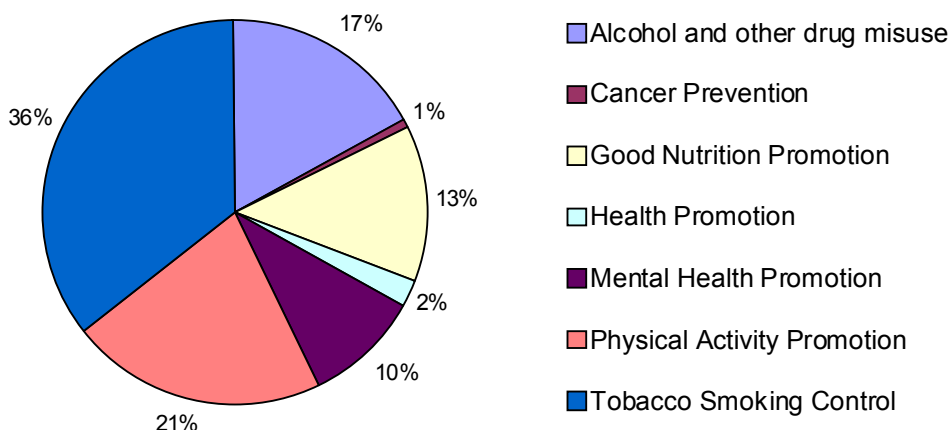
ARTS SPONSORSHIP PROGRAM

In 2007/08 80% of the Arts Sponsorship Program budget was allocated to the four health priority areas, reflecting an increase in the areas of smoking and nutrition, when compared with 2006/07. The other two areas of mental health and physical activity were consistent with previous levels.

To promote tobacco smoking control, \$1.5 m was allocated to 52 arts projects that promoted the *SmokeFree WA* or *Smarter than Smoking* messages. Significantly, the Arts Sponsorship Program for the first time included the requirement that all sponsored projects should be promoted as a smoke free event. For example, in February, the Boyup Country Club of Boyup Brook presented the annual Country Music Festival attended by 10,200 people and, for the first time, all areas of the Festival including the Ute Muster were totally smoke free. A survey undertaken by the organisers indicated that patrons were supportive of the smoke free policies with no objections to the introduction of the policy.

Applications to the recently introduced Regional Arts Scholarship program, promoting the *Smarter than Smoking* message, are increasing particularly since the program was reviewed and the guidelines were changed in February 2008 to allow applications to be submitted at any time, providing 3 months notice on applications was given, rather than three closing dates. Sponsorship recipients are required to act as role models in the promotion of the message and as well as acknowledgment in speeches and any written articles and it is expected that interest in this area of support will increase as it becomes an ongoing part of the Arts Sponsorship Program.

**Arts Sponsorships 2007/08
Distribution by Health Issues**



The allocation to physical activity (21%) decreased by 1% when compared with the previous year, however there was an increase in the average amount allocated per project (from \$12.82 in 2006/07 to \$14.18 per project in 2007/2008). The focus on increasing participation through the arts continued through use of the *Be Active* message, through dance, circus and theatre activities targeting children and youth.

Projects that promoted the *Be Active* message were supported throughout the state and included a festival of arts presented by the Friends of the Porongurup Ranges to celebrate the preservation and wilderness of the Porongurup National Park that promoted a one kilometre scenic bush walk to view the art works located in the Park.

A comprehensive program of performances, workshops and demonstrations, also promoting the *Be Active* message, was presented by Buzz Dance Theatre that in 2007 presented a program involving 3,500 young participants in 200 workshops and performing to total audience approximately 10,000 young people and 7,000 adults. The company noted the increase in the popularity of dance as a result of the TV show *So You Think You Can Dance* and in particular engaging with young males. Strategies to promote the message included teacher's kits, use of the dancers and instructors as role models and clothing worn by performers.

The amount of \$397,000 (or 14%) was allocated to 39 projects to promote *Go for 2&5* nutrition message. This represented a significant increase when \$246,500 (or 9%) was allocated the previous year.

Sponsorship was allocated to large and small projects and, with mounting evidence to show the benefits of a healthy diet, the common sponsorship strategy was to influence structural change through the provision of healthy food choices.

It is pleasing to note that 29 (or 75%) out of the 39 *Go for 2 &5* projects supported were in rural Western Australia. Projects included an artistic program developed specifically to engage with young people titled "Thrills and Skills" at the 2008 Wagin Woolarama and resulted in the introduction of healthy food choices provided by all food outlets and the Chilli Festival presented by the Araluen Botanical Park that promoted the *Go for 2&5* nutrition message. While the park was declared smoke free in February 2007 the Chilli Festival offered an outstanding opportunity to promote a nutrition message through nutritious receipts, well known local chef Dale Sniffen and educational information.

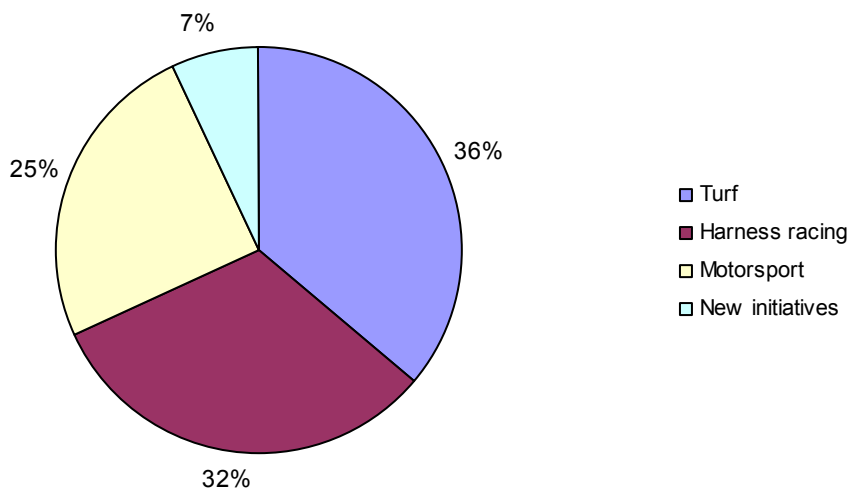
The amount of \$287,000 (or 10%) was allocated to the *Make Time to Talk* or *Act Belong Commit* mental messages through 25 arts sponsorships, primarily in conjunction with the Mentally Healthy WA campaign. Projects supported through the Arts Sponsorship Program in Esperance, Kalgoorlie, Geraldton, Albany, Karratha and Northam all promoted the *Act Belong Commit* message. In each Centre the Arts Sponsorship Program supported ongoing youth or community development programs and feedback indicates that the message was well understood by both participants and audiences with increases in membership and volunteer support being reported.

While this amount reflected a decrease of just over 1% when compared to 2006/2007 the Arts Sponsorship Program will continue to support the development of the Mentally Healthy WA campaign as it is expanded to other regions in WA.

RACING SPONSORSHIP PROGRAM

In 2007/08, 36% of the racing sponsorship budget was allocated to turf sponsorships, 32% to harness racing sponsorships, 25% to motorsport projects and 7% was allocated to new initiatives.

Racing Sponsorship 2007/08 - Distribution by Racing Type



With a focus on the issue of tobacco control, significant progress was made with the expansion of smoke free environments within the racing program, in larger sponsorships right through to individual club level. All turf sponsorships that received over \$5000 in sponsorship and all country trotting venues under the Racing and Wagering sponsorship now provide seasonal promotion and implementation of smoke free viewing and spectator areas. This year, for the first time, Barbagello Raceway committed to implementing and promoting smoke free viewing and spectator areas.

Other significant areas of expansion of smoking restrictions occurred in the main horse racing venues this year, with Ascot, Belmont and Gloucester Park venues including thoroughfares in their smoke free policies. Provision and promotion of smoke free areas has also been supported through the racing program as evidenced by Motorcycling WA continuing to implement smoke free venues at two of its clubs, Broome Motocross and the junior speedway at Pinjar Park.

Healthway expanded its contribution towards the priority area of improving nutrition, by expanding the roll out of the WA School Canteen Association (WASCA) canteen reform project. This initiative has been further expanded through the commitment of further investment through the sport and racing programs to double the number of venues involved in the program throughout 2008/2009. In addition, investigation of healthy choices throughout Ascot Racecourse has taken place, culminating in a nutrition improvement plan for the venue.

Healthway has been granted licensing rights to Ascot Park's Fresh n Go Bar as part of the WA Turf Club sponsorship. This concept is currently being investigated for potential wider roll out in Healthway-sponsored sport and racing canteens throughout WA.

In 2008/2009 the Racing Program will be working with the Health Promotion Evaluation Unit to design a user-friendly venue audit tool to assess smoking, nutrition, provision of shade, and other health issues at racing venues throughout the state. This tool will be piloted and then implemented in five regional towns and the information gathered used to inform future direction in the racing program. The audit tool will be used to assess health promotion practices and policies in rural and regional racing venues across WA.

In an effort to further expand healthy initiatives at club level, the racing program will be implementing two rounds of the healthy club program for motorsport clubs. This initiative is designed to encourage implementation of the smoke free viewing and spectator policy as well as other healthy structural change at local club level.

STRATEGIC DIRECTION 2 – GETTING TO THE RIGHT PEOPLE

There are increasing concerns globally regarding inequalities in health, with some population groups experiencing much poorer health, or engaging in less healthy lifestyles and behaviours. A range of social, economic and environmental factors contribute to these health inequalities. Healthway is seeking to have a greater impact on priority population groups in the current plan period, with a particular emphasis on reducing the barriers to healthy lifestyles and behaviours among these populations.

Healthway's legislative mandate identifies young people as a priority population group for the promotion of good health. Healthway's strategic planning process identified a range of other priority populations experiencing poorer health, social inequality and a higher prevalence of risk factors for premature death and disease. Priority populations for Healthway are as follows:

Priority Populations
Young people & children
Indigenous people
Rural and remote communities
Economically, socially or educationally disadvantaged groups
Other disadvantaged groups or groups in whom inequalities exist

Healthway's key goals within this strategic direction are:

Key goals	2.1	Increase the focus on promoting and improving health amongst population groups in whom health inequalities exist
	2.2	Address barriers to enable healthier behaviours and lifestyles among priority population groups

PROGRESS REPORT

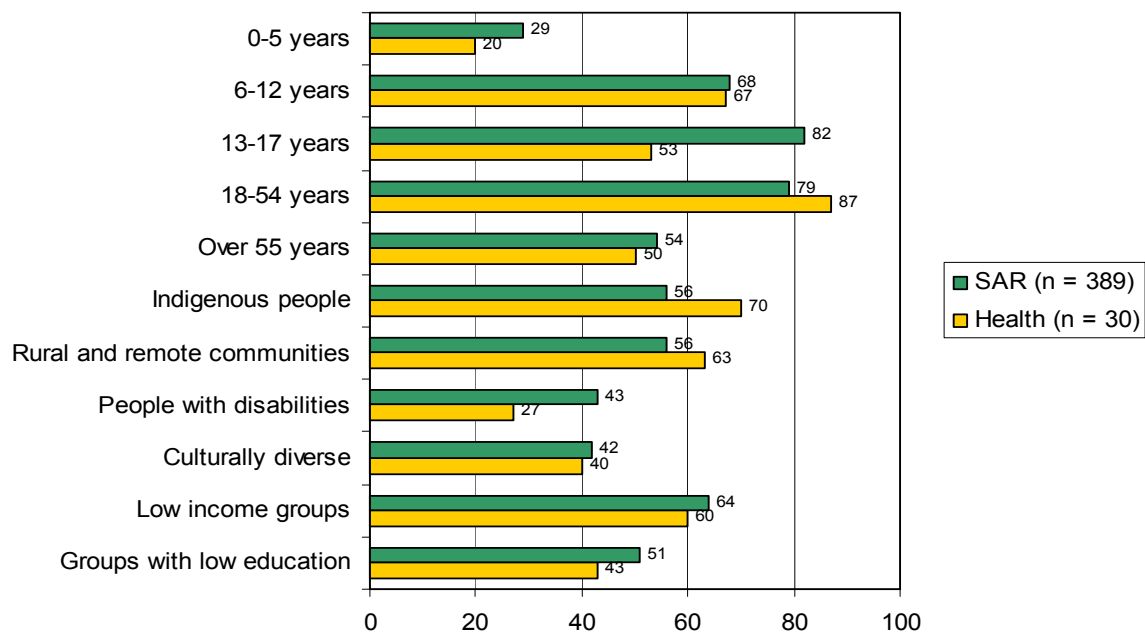
General

In each of Healthway's program areas there has been a continued focus during 2007/08 on accessing the priority population groups and delivering health promotion in the settings where these populations live, work and play.

Volume 2 of an Organisational Survey 1992 – 2005 was received in July 2006 and reported on the Effects of Healthway on Sponsored Organisations. The Survey was conducted by the Health Promotion Evaluation Unit (HPEU) at The University of Western Australia and involved a survey of all organisations in receipt of grants or sponsorships from Healthway between April 2004 and April 2005.

The organisations surveyed reported reaching target groups that were consistent with Healthway's priority areas, including youth, Indigenous people, rural and remote communities and other disadvantaged groups, as illustrated in the following graph.

Target groups reached as a result of Healthway funding



Rosenberg M, French S, Wood L. Organisational Survey 1992-2005 Volume 2: The Effects of Healthway on Sponsored Organisations, Health Promotion Evaluation Unit, Department of Public Health, The University of Western Australia, Perth 2006.

Healthway has continued to implement initiatives to encourage and support the development of projects and applications from priority population groups during the year, including:

- Videoconferences with regional WA in collaboration with WA Country Health Services, regional visits and community workshops promoting Healthway programs and funding opportunities;
- Continued support for a Healthway Regional Coordinator position in the Kimberley to support projects from priority population groups and remote areas;
- Launch of a new Healthy Local Government grants scheme to encourage councils to develop projects in partnership with local health organisations that address specific prevention needs in their communities;
- Offering further funding opportunities through the Expanding Physical Activity for People with Disabilities grants;
- Funding of a pilot Indigenous Visiting Fellow program through the Combined Universities Centre for Rural health, to provide mentoring and support for Indigenous researchers, which commenced late in the year and will be completed in 2008/09; and
- Launch of a new Healthway web-site.

HEALTH PROMOTION PROGRAM

Nearly 80% of projects funded through the Health Promotion Program have youth or children as the specific focus, including the nationally and internationally recognised Smarter than Smoking project, as well as the Smart Schools and Health Promoting Schools grants programs, which together provided funding to 27 WA schools in 2007/08.

Of the 21 Smart School Grants approved to support tobacco smoking control initiatives at the school and community level in 2007/08, one third were awarded to schools in rural or regional areas, and more than one half served disadvantaged communities, including children from culturally and linguistically diverse backgrounds. Although only in the first year, the Health Promoting Schools grant scheme also supported schools in locations as diverse as Halls Creek and Kulin.

A small grant was awarded to Future Visions Incorporated for a program targeting disabled young people, Café Club. The program will encourage healthy habits through social and educational sessions over a 20 month period and will develop educational materials to help sustain the changes, which will also be made available for wider dissemination.

More than one half of the 50 new health promotion projects funded during the year have a focus on reaching regional or rural communities, including:

- The Say No to Smokes (SNTS) and Success Stories dissemination project, which will include training for Aboriginal professionals in the Wheatbelt, South West and Great Southern on the SNTS tobacco brief intervention program for Aboriginal people;
- Support for Aboriginal health professionals in regional areas to attend the State Aboriginal Health Promotion Conference.
- Mentally Healthy WA, which completed the third year of the pilot intervention in 2007/08, focused on Karratha, Geraldton, Kalgoorlie, Albany, Esperance and York/Toodyay/Northam. Funding for phase II, which also commenced in 2007/08, will enable the project to continue in the original six locations and to extend to a target of 30 sites, including remote locations.

In addition, as mentioned in the previous section, the four current Healthway funded Healthy Community projects are making significant progress in Denmark, Katanning, Carnarvon and Newman. The Kimberley Regional Coordination Initiative has supported around seven health promotion projects during the year, targeting Indigenous and disadvantaged people in the Kimberley health region, including two healthy lifestyle programs targeting Aboriginal women, in Broome and in the Fitzroy valley. In addition, one of the Healthway-funded scholarships offered through the Australian Health Promotion Association (AHPA) WA branch in 2007/08 was awarded to an Aboriginal applicant in the Kimberley.

Other funded projects targeting Indigenous people have included:

- The Beyond the Big Smoke project, now entering its second year of Healthway funding, and with co-funding from the Australian Respiratory Council, is implementing educational and organisational strategies to reduce tobacco smoking in Aboriginal Community Controlled Health Organisations throughout Western Australia; and
- The Smarter than Smoking, and the Make Smoking History Projects, which have developed targeted strategies and culturally appropriate resources to ensure that their messages are relevant to Aboriginal people and other groups with higher rates of smoking.
- Local Government grants to the Shire of Menzies to develop a healthy lifestyle program in conjunction with the Tjuntjuntjara community in the Eastern Goldfields and to the Shire of Mukinbudin to implement a health promotion program across five shires in the NEWROC region of the Wheatbelt.

HEALTH PROMOTION RESEARCH PROGRAM

Children, youth and Indigenous people are high priorities for Healthway and applications for funding were encouraged to focus on these target populations. Loadings were applied in the Committee assessment process to proposals focusing on Indigenous health.

Young people and children were the focus of three of the five starter grants funded this year. Of the nine research project grants approved during the year, seven also targeted priority population groups.

Disadvantaged groups are also a high priority for Healthway. A starter grant was funded for Professor Peter Drummond at Murdoch University to build on the work from a previous starter grant funded in 2007 to adapt a community-tailored training manual to run training sessions for West African youth. Changes in health knowledge will be measured in the youth leaders and their West African adolescent recruits.

Research project grants awarded in 2007/08 and targeting priority population groups included:

- A two-year research project grant awarded to Dr Jaya Earnest at Curtin University of Technology to conduct qualitative research exploring the perspectives of refugee youth in order to more effectively develop strategies to support their specific needs in a university context.
- A major three year grant to Dr Susan Byrne, the University of WA, to develop evidence-based recommendations for managing childhood obesity; and
- A study to extend the development and validation of the multi-level parenting program for parents of children with intellectual disabilities, the Stepping Stones Triple P, to Associate Professor Clare Roberts of Curtin University of Technology

The successful scholarship candidate in 2007/08 was Roanna Lobo from Curtin University of Technology, who will develop a set of good practice standards which address key design, implementation and sustainability issues related to the delivery of peer support services for marginalised or at risk youth.

SPORT SPONSORSHIP PROGRAM

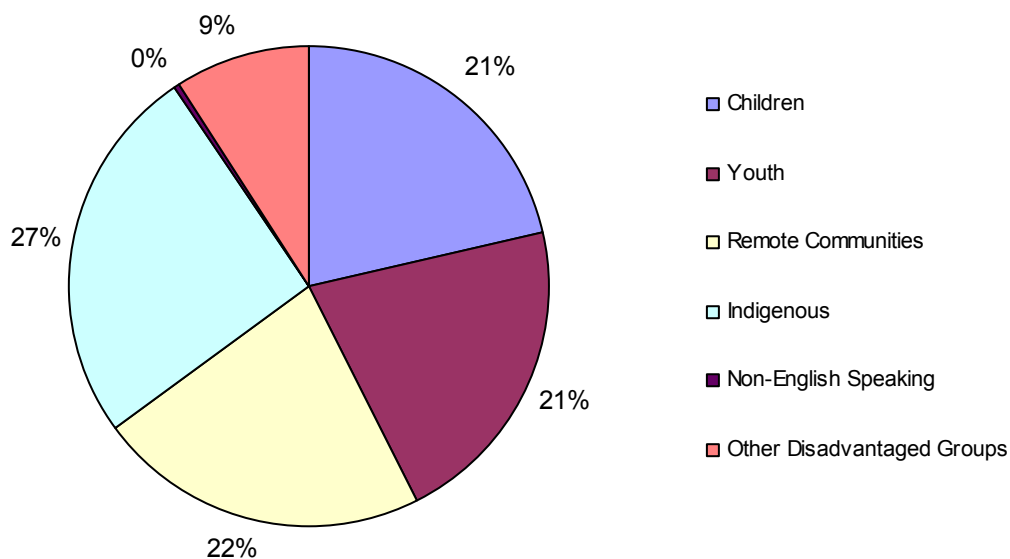
In 2007/08, the Sport Sponsorship Program gave added focus to reaching population groups in which health inequalities exist. With support being directed to a wide range of organisations providing sport and physical recreation programs and events, the Program reaches significant numbers of Western Australians and growing numbers of those who experience or are at greater risk of experiencing inequalities in health. In particular, the Program continues to be successful in reaching children and young people with statistics from 2007/08 sponsorship applications indicating that 76% of the participants, 14% of the organisers and 33% of the spectators in sponsored projects were aged 17 and under.

Continued sponsorship of junior activities of some 36 State sport associations ensured health messages such as *Smarter than Smoking*, *Go for 2&5* and *SunSmart* were promoted to the many thousands of young participants catered for by these associations. Larger associations such as Football West, the WA Football Commission, WA Rugby Union, Tennis West, WA Cricket Association and the WA Gymnastics Association were allocated multiple year sponsorships during the report period in recognition of the significant reach and in particular the large number of junior participants involved.

Although application statistics indicate that more than 50% of the individuals being reached by sponsored activities are living in regional areas, Healthway continued in 2007/08 to encourage and support new and innovative approaches to encouraging physical activity in country areas. By supporting projects such as the Shire of Broome's Holiday Skate Clinics, young people in regional WA who may not be attracted to traditional sport are learning new skills from high quality coaches and being exposed to important health messages.

Two rounds of the Healthy Club Program were again funded during the report period. In total, 410 applications were received and 351 were recommended for sponsorship. Around 45% of these clubs were country based. The continued involvement of Sports Medicine Australia (WA Branch) in the coordination of the program resulted in an 11% increase in the number of applications compared to the previous year. Having staff resources dedicated to the Program enabled SMA to better service individual clubs through workshops, a regular e-newsletter and regional visits to assist country clubs.

**Sport Sponsorships
Distribution by Priority Populsaion Groups 2007/08**



Reaching Indigenous people continues to be a challenge for the Sport Sponsorship Program with applicants indicating approximately 8% of participants and spectators being Indigenous. While Indigenous participation maybe strong in some sports, for example Australian Football, indicators of participation such as the percentage of Aboriginal people progressing to state and national team level, suggest that the long term involvement of Indigenous people is generally poor across the sporting spectrum. In 2007/08 the Sport Sponsorship Program continued to encourage State sporting associations to develop initiatives specifically targeting Indigenous participation and in a number of instances was able to provide added support to sports involved in the National Indigenous Sport Development Program.

In the Kimberley region, Healthway maintained its strong support of Garnduwa Amboorny Wirnan's sport development activities and its efforts to promote physical activity within remote Indigenous communities. During the report period Healthway sport sponsorship enabled Garnduwa to create a physical activity focus and establish Be Active Officer positions in some seven remote communities.

In 2007/08 Healthway, in conjunction with the Premier's Physical Activity Taskforce, offered a second round of grants as part of a two-year agreement with the Disability Services Commission. The second round of the Expanding Physical Activity Opportunities for People with Disabilities grant program attracted 25 expressions of interest and 11 full applications. Following consideration by the assessment panel, five projects were approved for grants totalling over \$154,000. Four of the remaining six applications were offered the opportunity to submit a revised proposal addressing the assessment panel's concerns about methodology. The seven projects funded in the first round of grants progressed at different rates during the year with all expected to be completed by July 2008.

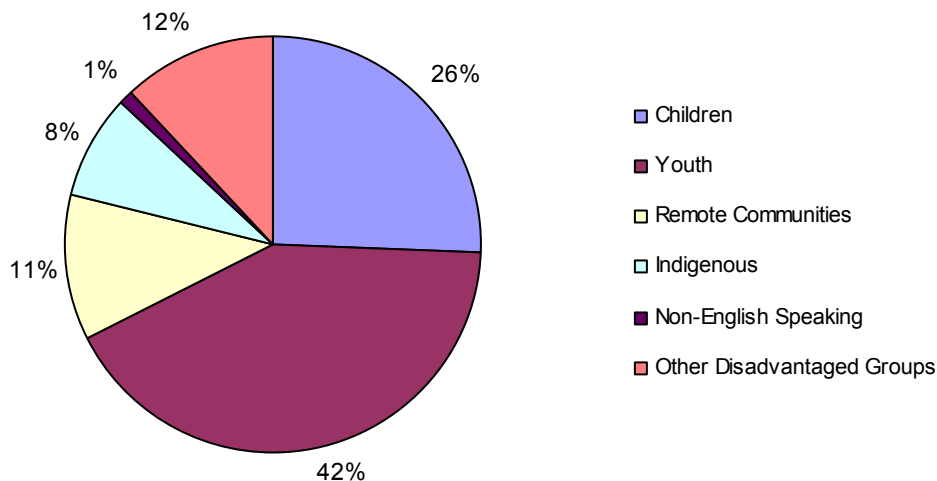
In 2007/08, almost 6% of the Sport Program budget was allocated to organisations catering primarily for people with disabilities. The WA Disabled Sports Association, Wheelchair Sports WA and the Riding for the Disabled Association all received continued support and in addition, Ability Solutions gained support for a further 12 months, for the physical activity for people with a mental illness project. This project seeks to increase the physical activity levels of people with a mental illness by building the capacity of mental health and community service providers to promote involvement and offer participation opportunities. To date the project has reached over 300 people with a diagnosed mental illness and it is hoped during the next

12 months to evaluate the impact of the program on individuals.

ARTS SPONSORSHIP PROGRAM

In 2007/08 the Arts Sponsorship Program continued to focus on increasing access, participation and engagement with young people, Indigenous groups and rural and remote populations throughout WA.

Arts Sponsorships - Distribution by Population Groups 2007/08



\$2.7 m (or 91% of the program budget) was allocated to 179 projects that engaged with children and young people. Of these 71 (or 40%) projects engaged exclusively with children of youth either as participants, volunteers or spectators.

Among the projects in receipt of support were the annual programs presented by WA's leading youth arts organisations such as Barking Gecko, Steps Youth Dance Company, Spare Parts Puppet Theatre, Musica Viva and Yirra Yaakin. All these organisations have proved to be outstanding vehicles for health promotion reaching children and youth in high numbers and delivering outstanding health promotion benefits Healthway's priority health messages and, in the case of Yirra Yaakin the *Respect Yourself – Respect Your Culture* message was delivered to Indigenous youth through a state wide program of 175 workshops involving over 7,500 participants and productions in metropolitan and regional WA reaching an audience of approximately 17,500 people.

As a result of the introduction of legislation establishing smoke free policies in licensed premises the Arts Advisory Committee reviewed all sponsorships in the contemporary music industry and as a result in 2007/2008 allocations to a number of organisations were slightly reduced. However, the Arts Advisory Committee agreed that contemporary music activities targeting children and youth, presented by Local Government authorities, would be a focus for increased and ongoing support. Events such as YAC it Up, featuring popular local band Jebediah, was presented by the City of Melville on the Point Walter foreshore to an audience of 3,200 young people in a smoke, alcohol and drug free environment while promoting the *Drug Aware* message.

Also promoting the same message was the Max Youth Festival in Bunbury featuring the equally popular band End of Fashion. Held in April on the Bunbury foreshore the event officially opened the towns youth week celebrations, attracted over 8,000 young people young people and featured a range of music, Xtreme sports and youth arts activities.

RACING SPONSORSHIP PROGRAM

Five racing sponsorships were based in the metropolitan area, with the remaining projects based in regional and rural areas of Western Australia. The large regional and rural emphasis within the racing program provides Healthway with good opportunities to promote health to these harder to reach groups.

The majority of racing participants are adults between the ages of 18 and 54 (54%). However, children 12 and under (15%), youth 13-17 (17%) and seniors 55 and over (14%) are all well represented. Children and youth were involved as participants in 64% of racing sponsorships.

The majority of racing spectators are adults between the ages of 18 and 54 (72%). However, children 12 and under (4%), youth 13-17 (10%) and seniors 55 and over (14%) are all represented.

STRATEGIC DIRECTION 3 – FINDING AND USING THE RIGHT STRATEGIES

Healthway is committed to promoting and supporting evidence-based health promotion, and to encouraging the dissemination and adoption of successful projects and strategies. Healthway also recognises the need to respond to changes in social, economic and technological trends and that there are gaps in knowledge, particularly with respect to some of its priority population groups. It will therefore continue to support the development and evaluation of innovative strategies for promoting and improving health.

Key goals	3.1	Facilitate the wider dissemination and implementation of effective health promotion strategies and programs
	3.2	Actively promote and support the translation of evidence-based health promotion research into strategies and programs
	3.3	Encourage and support the development and evaluation of new and innovative approaches to promoting health
	3.4	Evaluate and review sponsorships, projects and programs to improve the overall effectiveness and degree of health promotion returns

PROGRESS REPORT

General

Healthway has a strong focus on continuous improvement, including a comprehensive evaluation framework which enables it to not only evaluate organisational performance, but also the performance and impact of its programs and projects supported through grants and sponsorships. Independent support for Healthway's evaluation framework is provided by the HPEU, based until 2008 at The University of Western Australia and from 2008 at Edith Cowan University.

The HPEU conducts field studies for Healthway each year to review and evaluate the effectiveness of specific programs, projects or approaches.

Field studies completed in 2007/08 included a study of awareness of health messages and health behaviours by participants and non-participants in sport, arts and racing in WA. The study, Participation in Sport, Arts and Racing and its Relationship to Message Literacy and Health Behaviours, involved a more detailed analysis of data collected in the major Survey on Recreation and Health, most recently conducted by HPEU on behalf of Healthway in 2006. The study showed that participation in several different types of these events is associated with higher levels of health literacy. The results supported the conclusion that Healthway sponsorship of sport, arts and racing to promote health messages is effective in raising awareness of health issues and encouraging behaviour change.

Another field study in 2007/08 aimed to gain a better understanding of how Healthway's requirements of sponsored organisations impact on their decisions to re-apply or not for Healthway sponsorship funds. An encouraging finding from the study, The Organisational Survey: Impact of Healthway Funding on Current and Previously Funded SAR Organisations, was that the healthy environment policies required by Healthway as condition of sponsorship, in many cases remained in place in past-sponsored organisations after Healthway sponsorship had ended.

HEALTH PROMOTION PROGRAM

Healthway continued funding support during 2007/08 for a number of health promotion initiatives based on best practice in health promotion and on evaluation of previously funded projects. For example, funding was renewed during the year to support the major Make Smoking History campaign, which has a demonstrated track record in effective tobacco control advertising over the past eight years. Healthway funding for the next phase will specifically support the project to adapt successful campaign strategies to reach disadvantaged groups.

All prospective applicants for Healthway health promotion project funding are encouraged and supported to develop proposals based on best practice in health promotion from the published literature. Healthway is also committed to encouraging the adoption and dissemination of successful initiatives, and completed the first stage of a project with HPEU in 2007/08 to review past Healthway funded health promotion projects, with the production of five case-study examples with potential for wider dissemination. Further case studies are in production for dissemination during 2008/09.

Funding was awarded during the year to the South Metropolitan Population Health Unit to develop and trial a "Healthy Councils Healthy Communities" resource for local government, which will be modelled on the successful "Leading the Way" program developed and implemented by VicHealth, and adapted for WA. Further funding was also awarded in 2007/08 to the innovative Mentally Health WA project, which produced impressive evaluation results from the pilot phase during the year to demonstrate its effectiveness and now plans to extend the campaign activity state-wide, with the support of a number of funding partners.

In addition, funding continued in 2007/08 for four Healthy Community projects in Denmark, Katanning, Newman and Carnarvon, building on the lessons learned from the two successful pilot projects supported by Healthway from 1999 to 2002. Healthway funding also continued for the successful Health & Medicine supplement in The West Australian newspaper, which has gained a number of national and international awards and featured a large number of Healthway-funded projects during the year, including profiles of several Healthway Visiting Fellows.

HEALTH PROMOTION RESEARCH PROGRAM

For a number of years, the research program has placed a major emphasis on finding and testing the right strategies, and applicants for intervention research can apply for a higher level of funding to support the development of a new health promotion intervention.

A starter grant was awarded to Dr Terri Pikora to explore personal, behavioural, physical environmental and socio cultural environmental factors that may be associated with popular water activities via a web-based survey among 150 participants. The overall aim of the proposed pilot study is to identify the magnitude of injury among popular recreational water activities in Western Australia in order to influence water safety policy.

A project grant approved during the year to Professor Sandra Thompson will be one of the first in WA to evaluate stakeholders' views on media reporting in Aboriginal health issues. The principal aims of the study are to better understand different stakeholders' views of reporting Aboriginal health issues in the media, and to train a group of Aboriginal leaders to utilise the media more effectively to present achievements in Aboriginal health. By challenging the prevailing depiction, it should be possible to portray a different, more optimistic view of Aboriginal health that ultimately encourages health promoting choices and behaviours

Healthway is also committed to promoting and supporting evidence-based health promotion, and encouraging the dissemination and adoption of successful projects and strategies. To assist with this, applicants for research grants are required to address how their research will be used to inform health promotion practice and how they plan to

disseminate their findings. Over the past 17 years, Healthway has funded more than 233 research studies. From these studies, more than 500 scientific papers have been published as well as 833 local, 432 national and 399 international presentations at workshops, seminars and conferences.

SPORT SPONSORSHIP PROGRAM

In 2007/08 building the capacity of individuals, organisations and communities to implement and sustain health promoting strategies and behaviour was again a focus of the Sport Sponsorship Program.

Implementation of a new assessment process for \$5,000 or less applications and out-sourcing much of the administration of the Healthy Club Sponsorship Program gave Healthway staff some additional capacity to address strategic objectives and focus on capacity building strategies.

During the report period staff continued to meet with key organisations to explore new or improved ways to achieve sustainable behaviour change and selected organisations in receipt of significant sponsorships continued to be invited to brief the Sport Advisory Committee on the organisation's current and future direction.

A consultative group of key sport representatives met on several occasions during the report period to further discuss the role the sport industry could play in addressing the overweight and obesity issue, and in particular canteen reform and the involvement of fast food, alcohol, soft drink and confectionary sponsorship in sport.

The work commenced with the WA School Canteen Association (WASCA) in 2006/07 to trial the introduction of healthier food choices in sport (and racing club) canteens was continued in 2007/08. The project was initially expanded to involve some twenty different types of food outlets including major stadiums (eg. Subiaco Oval), local government recreation facilities and individual sporting clubs, with the objective being to significantly increase healthy food options. Although the initial assessment of the food outlets identified a high proportion of unhealthy food choices, all the organisations involved have been strongly supportive of the project and are working with WASCA to change their menus. As a result of the strong response from organisations engaged in the project, the Healthway Board has committed further funding to increase WASCA's capacity to assist additional organisations during 2008.

During 2007/08 the statistics collected from the applications for Sport Sponsorship estimated the total "reach" of sponsored projects to be over 5 million, almost half of which continue to be children and youth. Further examination of these statistics indicates that while adults make up the majority of people watching sponsored activities, three-quarters of the participants are in the 18 and under age group.

Regular evaluation of the Healthy Club Sponsorship program continues to confirm the effectiveness of this program in engaging sporting clubs in health promotion activities and the introduction of healthy environments. Since its inception more than 1400 individual clubs have received support and as a consequence have adopted policies covering smoking, sun protection, injury prevention, nutrition and alcohol use.

ARTS SPONSORSHIP PROGRAM

During 2007/08, the Arts Sponsorship Program continued to introduce new initiatives and review existing programs consistent with recommendations contained in a review of the Program conducted by Mr Peter Alexander.

The most significant was the inaugural Arts and Health Visiting Fellow, hosted by DAADA that took place from October -December 2007, involving Mr Mike White, Director of Arts in Health, Centre for Arts and Humanities in Health and Medicine, University of Durham. The aim of the Fellowship is to expand the knowledge base and increase interest in the

relationship between the arts, health promotion and wellbeing throughout Western Australia. During his Fellowship Mr White worked closely with a number of arts organisations and following positive feedback on this initiative it has now become an ongoing and significant component of the Arts Sponsorship Program.

A review of the Regional Arts Scholarship program and the Health in Schools through the Arts was conducted and, in order to make the program more flexible, the lead up time required in both cases was changed to three months. In the case of RAS applications would be received at any time rather than a series of closing dates.

In 2007/08, \$2.06 million (or 70%) was allocated to 48 organisations that received sponsorship of \$20,000 or more through the Multi Event and Annual Program (MEAP) category of arts sponsorship. While the 2007/2008 allocation to the MEAP program reflects an increase of \$190,000 this was as a result of a "one off" payment to the Royal Agricultural Society towards naming rights in 2009 and 2010 that will see a smoke free Perth Royal Show from 2009 onwards.

As part of the developing partnership with the Royal Agricultural Society Healthway staff was invited to address a gathering of representatives of the Annual Combined Group Conference involving rural agricultural societies throughout WA to promote and encourage the development of arts and cultural initiatives aimed at engaging and increasing the attendance of young people. In return for sponsorship recipients would be required to introduce smoke free policies and food outlets would be required to provide healthy food choices. It is expected that applications from these organisations will increase over the coming year.

RACING SPONSORSHIP PROGRAM

Healthway provides financial assistance to support strategies that inform, educate, promote and publicise smoke free viewing and spectator areas to patrons and spectators. This year, financial incentives have been provided to increase smoke free areas in most racing sponsorships, in particular, through motorcycling, country trotting clubs and turf clubs.

Most racing sponsorships are directed to regional or rural areas or have a large component of the sponsorship implemented in these areas. Most racing sponsorships also now incorporate youth related activities. Sponsorships directed specifically to supporting participation of young people include junior sedans, karting and motorcycling.

STRATEGIC DIRECTION 4 – WORKING IN PARTNERSHIP WITH OTHERS

Healthway promotes health through a range of settings, sectors and organisations and works to foster effective collaboration and partnerships. Recognising that many of the factors that influence health lie outside the health sector, Healthway is seeking to encourage a greater shared commitment to improving health and to develop partnerships with state government agencies, local government, non-government organisations and the business community, as well as within the health sector.*

* Partnerships refers both to groups and sectors Healthway works and collaborates with directly to improve health and groups with whom Healthway encourages funded organisations to work collaboratively.

Key goals	4.1	Strengthen and extend existing partnerships with organisations and sectors who share a commitment to Healthway's objectives and strategic priorities
	4.2	Increase information exchange to improve effectiveness and encourage a shared responsibility for health
	4.3	Identify and facilitate new partnerships and alliances to improve health and to reach priority population groups

PROGRESS REPORT

General

Healthway achieves its objectives through working in collaboration with a wide range of government, non-government, educational, community and other organisations in key settings that provide the opportunity for engagement with priority population groups for health promotion. Key settings include health, sport, arts, racing, workplaces, educational institutions and communities.

Healthway will seek to facilitate or establish new partnerships and foster new co-sponsor and co-funder arrangements to fill gaps identified. Working with a range of funding or support partners also helps to maximise and sustain healthy change.

A range of new items were included for the first time in the most recent Organisational Survey conducted by HPEU in 2005, to evaluate the effects of Healthway funding on developing partnerships and collaborations. The results were encouraging, with more than 50% of organisations in receipt of health promotion grant funding reporting increases in their partnerships and collaborations with other agencies. Around 60% of sport, arts and racing groups also reported the development of partnerships with local governments and with other agencies. Similar measures will be used in the next survey in this series, which is due in 2009.

In 2007/08, the main health agency partners supporting Healthway sponsorships have included the Heart Foundation, The Cancer Council of WA, Drug and Alcohol Office, Sports Medicine Australia, Relationships Australia and the Kimberley Population Health Unit. In addition, Healthway has continued a partnership with the Centre for Behavioural Research at Curtin University and its project staff involved in the Mentally Healthy WA mental health promotion trial in six WA regional towns. In 2007/08, these agencies have assisted with the implementation of nearly 700 sponsorship projects, including Healthy Club sponsorships.

Key funding partners during the year included LotteryWest, Department of Sport and Recreation, Arts WA, the Department of Health, WA Country Health Service, Local Government, and a number of corporate partners.

HPEU, as part of its contract with Healthway, also continued to provide an evaluation consultancy service to organisations applying for or receiving Healthway funding.

HEALTH PROMOTION PROGRAM

Healthway strongly encourages applicants for health promotion project funding to seek diverse partners in order to provide expertise and access to a broader skill base for the project, as well as opportunities for co-funding.

All major health promotion projects currently funded by Healthway involve strong partnerships, either through a number of co-applicants on funding proposals, or the involvement of different partners in reference or management committees. For example, major projects such as Smarter than Smoking and Health & Medicine involve well-established partnerships between agencies such as the Heart Foundation, The Cancer Council of WA, the Asthma Foundation, researchers and others.

The new Healthy Local Government grants scheme introduced in 2007/08 supports local governments to establish working partnerships with the health sector and other relevant agencies in their communities to address a range of health issues relevant to their work.

Healthway also requests that health promotion projects addressing Indigenous groups should either be initiated by an Indigenous organisation or involve a strong partnership with relevant Indigenous organisations. Healthway funded projects such as the Aboriginal Health Council of WA "Beyond the Big Smoke" project, illustrate the success of this approach.

The Healthy Community projects and the Mentally Healthy WA campaign are also significant examples of major partnership projects receiving continued or new funding during the year. A key feature of these projects is the strong emphasis on engaging with other sectors and organisations outside of the health sector at the local level, including local government, sport and recreation, community and voluntary groups, TAFE, workplaces and others. Mentally Healthy WA is funded as a partnership between Healthway, WA Country Health Service, the Department of Health's Division of Mental Health and LotteryWest.

Another example is the Healthy Councils Healthy Communities project, which aims to develop and test information resources for local government, to support and encourage them to address health issues through their work. This new project in 2007/08 involves strong partnerships between the South Metropolitan Population Health Unit, the WA Association of Local Governments (WALGA) and the local governments of Armadale, Belmont, Cockburn and Mandurah. Similarly, the Make tracks2school Campaign, which received continued funding in 2007/08, is run by the National Heart Foundation (WA Branch) and represents a partnership approach through the Premier's Physical Activity Taskforce, and the Departments of Health, Education and Training, and Planning and Infrastructure.

HEALTH PROMOTION RESEARCH PROGRAM

Applicants for research funding are strongly encouraged to form partnerships and are required to indicate at the time of application whether their study will be conducted by a multi-disciplinary team, as well as identifying a health promotion practitioner and a health agency to be involved in the research. In addition to bringing diverse skills to the study, this increases the potential for the research results to be translated into practice.

An example is the one year research project grant awarded in 2007/08 to Dr Simone Pettigrew to evaluate the impact and effectiveness of the new Department of Education and Training's new canteen policy implemented in all WA government schools in 2007. This project is a partnership between the WA School Canteen Association, the Department of Education and Training, School Principals, teachers, parents and citizens' committee presidents and parents.

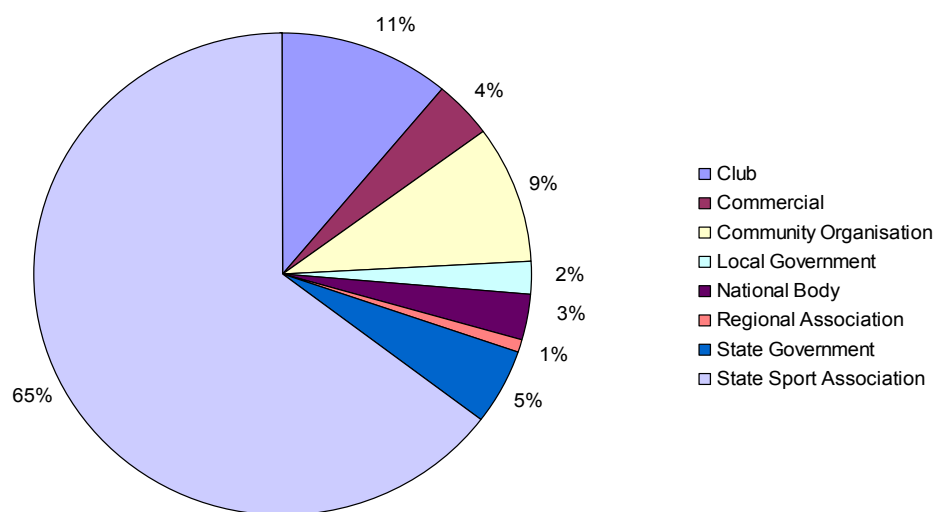
Healthway funded two visiting fellow programs in 2008 to work with a number of organisations in order to strengthen the health promotion research capacity in WA. Dr Martin Caraher from City University in London is Reader in Food and Health Policy and visited to

advocate for a higher profile for food policy and access issues in WA. During his visit, he worked with both the School of Public Health and Centre for Behavioural Research into Cancer Control at Curtin University, Foodbank WA, WA Country Health Service and the Cancer Council WA.

SPORT SPONSORSHIP PROGRAM

Healthway's Sport Sponsorship program continued to engage in partnerships with Government, Local Government and community organisations to ensure outcomes related to increasing participation, sport development and health promotion were achieved.

Sport Sponsorship 2007/08
Type of Organisation Sponsored



The traditional sport delivery system including State sporting associations, regional affiliates, community sporting clubs and elite teams continued to be the major beneficiary of Sport Sponsorship Program funding in 2007/08, with over 80% of the budget being allocated to projects from this sector. In total, 575 applications were received in the report period with 86% of successful projects being small community level sponsorships of \$5,000 or less. The Program also continued to have wide appeal with successful organisations representing almost 50 different sport types as well as recreation and other settings where the delivery of physical activity programs has become more prevalent.

In 2007/08 involvement with local government continued to be a small but important part of the Sport Sponsorship Program. Eleven sponsorships of local government authorities were approved during the report year ranging from one-off events to annual programs such as the Be Active Sport and Recreation Coordinator program, operating in four areas of the Wheatbelt and supported by Healthway for over 10 years. Two new initiatives supported during the year were the Town of Kwinana's Midnight Basketball program and the City of Stirling's Beatball project. Both these initiatives focus on youth at risk and have a high proportion of Indigenous youth involved.

Healthway continues to be represented on the Local Government Working Group of the Premier's Physical Activity Taskforce and also sits on the assessment panel of the Taskforce's Local Activity Grants Program. This, combined with ongoing support of the Physical Activity Project Coordinator, a collaborative arrangement between Healthway, the Department of Sport and Recreation and the Premier's Physical Activity Taskforce, ensures the Sport Sponsorship Program is aware of issues at the local government level and can support them in the delivery of physical activity initiatives.

In addition to Healthway's collaboration with the Disability Services Commission to administer a physical activity grants program, the Sport Sponsorship Program has continued to maintain strong partnerships with the Department of Sport and Recreation, the WA Sports Federation and the Premier's Physical Activity Taskforce. Continued sponsorship in 2007/08 of the Department of Sport and Recreation's Country Sport Scholarship and Indigenous Sport programs ensures ongoing involvement with the Department's regional network and a strong presence of the *Smarter than Smoking* message in rural communities.

ARTS SPONSORSHIP PROGRAM

During the year the Arts Sponsorship Program represented Healthway on a number of committees, conferences and forums such as the Regional Arts Conference in Denmark presented by Country Arts WA, the Grants Expo 2008 conducted by the Wheatbelt Development Commission, the Youth Funders Forum involving a range of State and Federal government funding authorities involved in funding youth initiatives and the Regional Roundtable, which involves the key government and non government agencies working in regional areas. These activities, in addition to regular field visits to meet applicants and attend events, ensure that staff are well informed on developments and issues that impact on the effective management of the Arts Sponsorship Program.

As in past years presentations were given to the Arts Management students at the WA Academy of Performing Arts, an information seminar at the King Street Arts Centre for metropolitan, a video conference for country based MEAP applicants and a presentation to the Royal Agricultural Society.

Of critical importance to the Arts Sponsorship Program is the ongoing relationship with key arts organisations and funding agencies. Regular dialogue was maintained with organisations such as Propelarts, Department for Communities, Community Arts Network WA, Country Arts WA, LotteryWest, the Australia Council for the Arts and the Department for Culture and the Arts.

In June 2008 the publication *Proving the Practice*, a partnership between DADAA, Healthway, Rio Tinto Future Fund and the Health Promotion Evaluation Unit (HPEU) ECU, was launched at the WA Museum. The publication, that aims to address the paucity of literature and research on the relationship between the Arts and mental health, has the capacity to make a significant contribution to the growing body of evidence that upon which funding and policy decisions on the use of the arts as an effective tool to address and improve the health and wellbeing of individuals and communities. In the words of one of the key contributors to the book, Mr Mike White, Healthway's Arts and Health Fellow, stated that

“with the publication of *Proving the Practice* we are now seeing the emergence of joined-up government, enlightened enterprise and a new civil society in which the economics of well-being is a key determinate of policy”.

An ongoing priority in the Arts Sponsorship Program is to develop partnerships with local government authorities throughout WA. In 2007/2008 the amount of \$320,550 was allocated to 26 authorities, of these 10 were metropolitan based and received \$223,000 or 70% of the amount allocated with the average allocation to the metropolitan area was \$22,300 while the average allocation to country based projects was \$5,130 (this was due to the fact that 7 of the 10 local government authorities in the metropolitan area were recipients of MEAP sponsorship of \$20,000 or more). Applications from local government authorities in regional WA will be encouraged and staff are always keen to assist with the development of applications.

RACING SPONSORSHIP PROGRAM

The opportunity to share information and successful strategies with other racing organisations has been achieved through maintaining current information on the Healthway website and a regular Healthway e-newsletter. A health policy guidelines document for sponsored organisations is underway and will be released in the first part of the new financial year to support implementation of structural reform through sponsorships.

Healthway representatives attended five annual general meetings for racing organisations in the last year to update key stakeholders on Healthway priorities and to provide feedback on the racing program. In April 2008, racing clubs promoting the *Smarter than Smoking* message sent representatives to an update on the *Smarter than Smoking* campaign. Finally, all racing codes were invited to provide input into the Healthway Strategic Plan 2008-2011 in December 2007.

During the year, Healthway extended a project the WA School Canteen Association (WASCA), which involved working with canteens at several sport and racing venues. This initiative has been further expanded through the commitment of financial investment through the sport and racing programs to double the number of venues involved in the program throughout 2008/2009.

STRATEGIC DIRECTION 5 – SUSTAINING THE IMPACT

To maximise the impact and prolong the influence on health and health behaviours, Healthway aims to work with funded organisations to improve the sustainability of their projects/sponsorships. Healthway will continue to emphasise healthy policies, supportive environments and building the capacity of individuals, organisations and communities to adopt and assist others to develop health related skills and behaviours.

Key goals	5.1	Strengthen the capacity of individuals, organisations, and communities to promote health and address barriers to healthy behaviours
	5.2	Foster and support the identification and development of health promotion leaders within and outside the health sector
	5.3	Promote and build sustainability within individual grants/sponsorships and across program areas to enhance their effectiveness and longer term impact
	5.4	Maintain and extend the building of healthy environments

PROGRESS REPORT

General

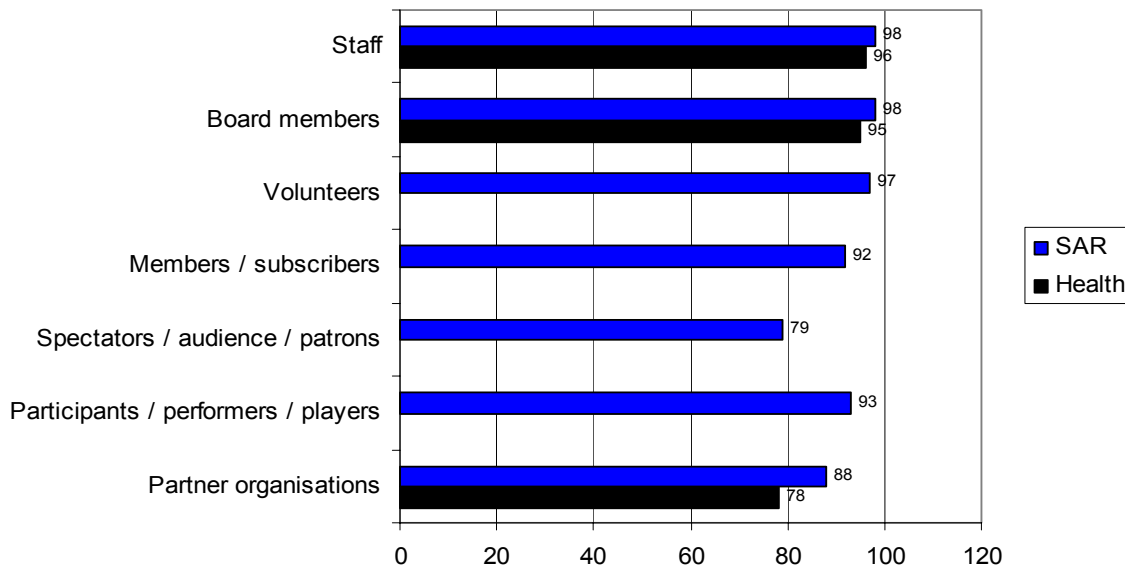
Healthway has introduced a number of strategies to increase the sustainability of health promotion actions in its projects and sponsorships. These include encouraging organisations to seek additional partners and requesting plans for longer term sustainability to be included in applications for health project funding.

Smoke free indoor areas have always been a condition of Healthway grants and sponsorships and in 2003/04, the Board endorsed the goal that all spectator and viewing areas under the control of a sponsored organisation should be smoke free. By the end of 2006, all larger sponsored organisations (particularly those in receipt of more than \$20,000 from Healthway) had achieved this goal, which is now being pursued with other sponsored organisations.

In addition, Healthway continues to encourage and support organisations to develop, adopt and implement healthier policies, practices and environments as part of their ongoing operations. Since 2003 it has been a requirement for organisations in receipt of a grant or sponsorship of more than \$20,000 from Healthway to develop and implement comprehensive written health policies as a condition of funding. Organisations in receipt of renewed sponsorship are requested to enhance or expand on the policies.

The Organisational Survey 1992 – 2005, conducted by HPEU examined the extent to which organisations funded by Healthway had increased their level of activity and commitment to promote healthy environments compared to previous years. It identified that the proportion of sport, arts, racing and health organisations who reported implementing health-related policies in 2005 was similar to, or higher than, the proportion reporting environmental changes in previous survey periods and suggested that these organisations continued to recognise the importance of promoting healthy environments as part of the organisation's activities. The Survey also confirmed that the majority of health, sport, arts and racing organisations did not find it difficult to introduce or enforce a range of health related policies. The acceptance of health related environment policies was high among the stakeholders of sport, arts, racing and health organisations, as illustrated in the graph below.

Healthy Environment Policies: Acceptance Amongst Stakeholders -2005



A further strategy to build sustainability is education, to build capacity and skills for health promotion among all constituents. During the year under review, Healthway continued to offer seminars and regional visits, traineeships and scholarships as part of this approach and also supported a third Leadership Development in Health Promotion program in 2008.

HEALTH PROMOTION PROGRAM

Healthway employs a number of strategies to maximise the sustainability of funded health promotion projects, including encouraging co-funding (which may enable the program to continue after Healthway's contract has ended), policy development to create supportive environments, and building the capacity of individuals, organisations and communities.

In terms of policy development, all health organisations receiving health promotion project funding of more than \$20,000 now have formally endorsed health policies in line with Healthway requirements. Healthway is also increasingly encouraging prospective applicants for health promotion project funding to recognise the important impact the environment can have on health choices. For example, the new Health Promoting School grants introduced in 2007/08 can provide support to make school environments healthier and one of the ways in which schools are doing this is by creating kitchen gardens in their grounds, growing a range of fruit and vegetables.

Another key strategy used by Healthway to achieve sustainability is to increase workforce capacity. Recognising the importance of capacity building, grant funding for the Australian Health Promotion Association's (AHPA) successful Graduate and Aboriginal and Torres Strait Islander Scholarship program continued in 2007/08. One new graduate scholarship was awarded in the year. However, the AHPA Indigenous scholarships have proved to be in demand, since undergoing a major review in 2004, and three of these scholarships were offered in 2007/08, with one of these located in the Kimberley region.

In addition, in 2007/08:

- The Kimberley Regional Coordination Initiative project mentored the Indigenous Scholarship recipient in the Kimberley during 2008 to develop skills in health promotion; and
- Funding was awarded to the Office of Aboriginal Health for a series of scholarships to support indigenous health and health promotion professionals working in regional areas to attend the WA Health Conference in 2008.

Finally, Healthway commenced the third Leadership Development in Health Promotion program in 2007/08. The program continues to attract interest from health promotion professionals working in WA seeking to develop their leadership skills, and 11 participants were recruited onto the program in early 2008, including four from regional WA (Geraldton and Carnarvon).

HEALTH PROMOTION RESEARCH PROGRAM

In order to encourage sustainable health promotion, applicants for research grants are required to describe how their research results will be translated into practice and policy.

Dr Jaya Earnest from Curtin University of Technology was funded in a two year study to explore the perspectives of refugee students specifically from Africa and the Middle East, document their images and experiences of tertiary education, understand their specific learning needs and examine how their perceptions influence personal outcomes and psychosocial wellbeing. Recommendations will be proposed to various government departments including the Department for Community Development, Department of Education, Science and Training as well as Centrelink. The study hopes to develop a culturally sensitive and appropriate CD for new refugee university students and a training CD for academic staff that will assist with student engagement in university life and address their specific needs.

A further illustration of sustainability and capacity building is that between 1991 and 2007 Healthway funding has resulted in 87 masters degrees, 110 PhD's and more than 500 journal articles.

SPORT SPONSORSHIP PROGRAM

In 2007/08 the Sport Sponsorship program focused on working with repeat funded organisations and the relevant health agencies to review and update health policies. With the development and implementation of health policies now mandatory for organisations receiving sponsorship of \$20,000 or more, there are now over 70 organisations that have registered health policies with Healthway.

The focus on health policy implementation also resulted in continued environmental improvements in a number of sponsorships. Examples included the WA Football Commission creating a dedicated healthy food brand (Subi Natural) and outlets at Subiaco Oval, the WA Cricket Association moving towards a total smoking ban for the WACA ground and the Australian Surf Life Saving Championships at Scarborough Beach being conducted as a smoke free event.

While health policy development is now well established at the State sport association level, Healthway continued to note that the communication and implementation of health policies at the lower levels of sport was less prevalent. In 2007/08 specific initiatives designed to improve the sporting environment at club level continued to be trialled in netball, cricket, rugby union and yachting. An evaluation of the netball initiative conducted in August 2007 confirmed that a small sponsorship program directed at club level could be effective in raising message awareness and achieving environmental reform.

The allocation of multi-year contracts continued to be used to encourage the implementation/expansion of permanent environmental improvements through sponsorship. In 2007/08 there was a marked increase from 23% to 61% of projects approved for sponsorship over \$5,000 receiving multiple year sponsorship contracts. However the proportion receiving three year agreements declined from with 57% to 44%.

ARTS SPONSORSHIP PROGRAM

Two surveys conducted in recent years by HPEU proved invaluable during the year to significantly advance the introduction of smoke free policies in the coming year. Undertaken by the Health Promotion Evaluation Unit (HPEU), the evaluations indicated that

8% of people attending the Perth Royal Show were current smokers (less than the population average of 15.6%). Of those questioned 80% either agreed or had no feelings to extend smoking restrictions. An evaluation undertaken on the 2007 Fairbridge Music Festival indicated that of those questioned 84% said their attendance would not change, 13% said their attendance would increase and 5% that their attendance would decrease. During 2007/2008 staff of the Arts Sponsorship Program have been discussing the evaluations with the organisations involved on the basis that the two events will be fully smoke free from 2009 onwards.

The DRUMBEAT project presented through the Holyoake Foundation received continued sponsorship to deliver an accredited training package to youth workers and teachers in remote regions of WA. These skills will then be used to coordinate the establishment of percussion ensembles in each community aimed at engaging Indigenous youth. Drumbeat has proved to be an outstanding vehicle for the promotion of the *Drug Aware* message and been successful in developing self esteem, reducing absenteeism and anti social behaviour, team building and to reinforce young people's positive behaviour. In December 2007 Holyoake presented a festival featuring renowned American exponent Arthur Hull who spoke to the participants about the power of music to create healthy and lasting relationships.

RACING SPONSORSHIP PROGRAM

All racing organisations in receipt of annual sponsorship of \$20,000 or more from Healthway now have comprehensive health policies in place. In 2007/2008, the focus has been on expanding the requirement for policy to club level, with many racing clubs in receipt of over \$5000 now being required to develop and implement an organisation health policy as part of their conditions of contract.

Significant achievements this year have included the expansion of smoke free environments. All turf sponsorships that receive over \$5000 in sponsorship and all country trotting venues under the Racing and Wagering sponsorship are now required to provide seasonal promotion and implementation of smoke free viewing and spectator areas. Barbagello Raceway, for the first time, committed to implementing and promoting smoke free viewing and spectator areas for all events based at the Raceway.

Expansion of smoking restrictions occurred in the main horse racing venues this year, with Ascot, Belmont and Gloucester Park venues including thoroughfares in their smoke free policies.

Increase in across the season promotion of health messages has occurred, particularly in turf and harness racing, whereby the sponsorship provides health message promotion not only on Healthway race days, but also on many other days throughout the season.

HEALTHWAY PROGRAMS – THE YEAR IN REVIEW

Healthway's health promotion programs encompass a number of areas including:

- Health Promotion Projects
- Health Promotion Research
- Promoting health through Sponsorship including Sport, Arts and Racing.

Healthway's definition of health promotion is *"the combination of educational and environmental supports for action and conditions of living conducive to health"*. The definition has been expanded in our guidelines to indicate that applications to Healthway should *"aim to increase individual knowledge and skills, and change behaviour and community and organisational policies and environments to improve health"*. This acknowledges the importance of viewing the health of people not only as individuals, but also taking into account the environment in which they live, work and play.

HEALTH PROMOTION PROJECTS PROGRAM

Objectives

- *To fund activities related to the promotion of good health in general, with particular emphasis on young people.*
- *To provide grants to organisations engaged in health promotion programmes.*

Tobacco Control Act 1990, Section 22(1)(c)
Tobacco Products Control Act 2006, Section 64 (1) (a and c)

Health promotion organisations, as well as community based groups, may apply for grants to fund approaches to health promotion and illness prevention that will change community attitudes and behaviour and create environments in which good health is encouraged.

HEALTH ADVISORY COMMITTEE

Mr Maurice Swanson, Chairperson
Mr Graham Brown
Dr Rosanna Capolingua
Mr Kim Clark
Ms Juli Coffin
Ms Susan Leivers
Professor Sherry Siggers

FEATURES OF THE 2007/08 HEALTH PROMOTION PROJECTS PROGRAM

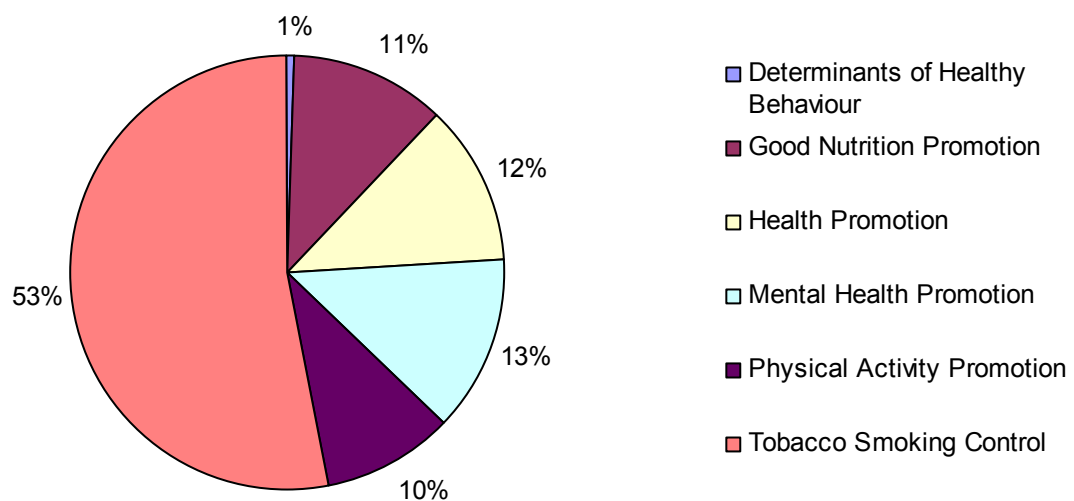
Between 1 July 2007 and 30 June 2008, 67 health promotion project applications were received, with 50 of these approved for health promotion grants during the year, including five capacity building grants funded from monies allocated in 2006/07. These figures are similar to the previous year, which represented an increase of nearly 25% in the number of applications and an increase of 33% in the number of approvals, compared with two years ago. Including funding for multi-year projects approved in previous years, health promotion project commitments for the year totalled \$3,074 million, to 50 projects:

- 32% of funds were allocated to projects targeting children and/or adolescents.
- 88% of funding was allocated to projects with a state wide reach, with 2% of funds

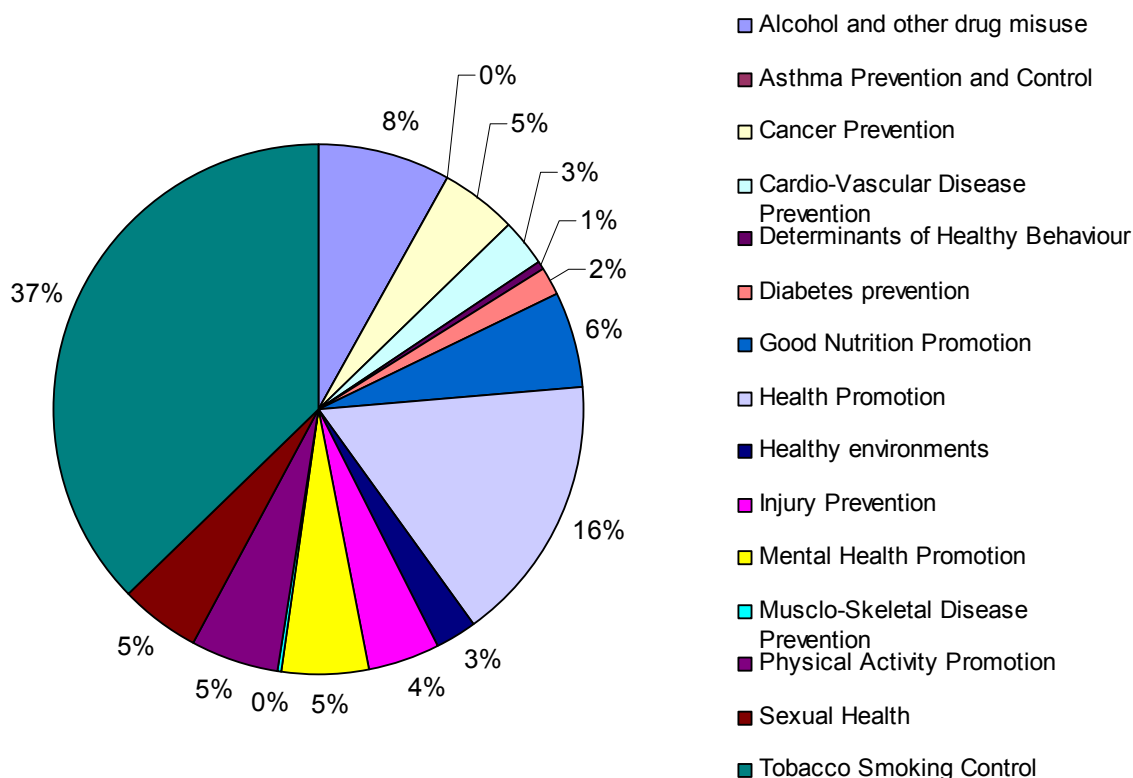
exclusively directed to projects in country areas and 10% to metropolitan only based projects.

- Overall, 87% of the health promotion program budget was allocated to the major health priority areas in Healthway's Strategic Plan 2004 - 2007.
- Analysis of the distribution of funding by health issues in 2007/08 shows that a major proportion (53%) of the total funding was allocated to the high priority area of tobacco smoking control. Physical activity promotion received nearly 10% of funding, nutrition received 11% and mental health promotion received 13%. Around 12% of funding was allocated to the general area of health promotion, which included projects targeting more than one health issue.
- The cumulative allocation to health promotion projects from 1991 - 2008 shows that tobacco smoking control accounted for 37% of the total allocation.

Health Promotion Project Funding 2007/08 Distribution by Health Issues



Health Promotion Projects Funding 1991 - 2008 Distribution by Health Issue



HEALTH PROMOTION RESEARCH PROGRAM

Grants are available for health promotion research leading to the promotion of good health and the prevention of illness in the community. Healthway encourages innovative projects and collaborative research that foster the sharing of skills and expertise.

Objectives

- To fund research relevant to health promotion

Tobacco Control Act 1990, Section 22 (1) (f)
Tobacco Products Control Act 2006, Section 64 (1) (d)

In 2007/2008, Healthway announced a new research into practice grant of up to \$150,000 a year for up to five years. The purpose of this is to support a five-year research study that includes a stage involving the translation of evidence from research settings and trials into effective and sustainable policy and practice in health promotion. Applications will be assessed in late 2008 and funding allocated in the next financial year.

RESEARCH SUB-COMMITTEE

Professor Sherry Saggars, Chairperson
Professor Rob Newton
Dr Sue Byrne
Dr Jim Codde
Ms Margaret Miller
Dr Tanya Chikritzhs (from January 2008)
Professor Neil Drew (from January 2008)

Professor Leon Flicker (until December 2007)
Professor Jan Piek (until December 2007)

FEATURES OF THE 2007/08 HEALTH PROMOTION RESEARCH PROGRAM

- Within the total combined research and health promotion project budget for 2007/08, approximately \$1 million was available for new project grants, starter grants, the visiting fellow, scholarships and fellowships.
- Healthway announced and called for applications for a new special initiative “Research into Practice” grant in 2008. This will aim to support a five-year research study that includes a stage involving the translation of evidence from research settings and trials into effective and sustainable policy and practice in health promotion. Applications will be assessed in late 2008 for funding from the 2008/09 budget.
- Including grant commitments to previously approved multi-year projects and capacity building opportunities, 18 projects were supported during the year by the health promotion research program, to a total sum of \$2.45 million.
- Over 67% of health promotion research funding in 2007/08 was allocated to research in the high priority areas of mental health promotion, physical activity promotion, tobacco smoking control and good nutrition promotion.
- In the starter grants program, five applications were approved for a total of \$96,557. Two of the grants were awarded to new investigators and three to experienced investigators.
- Seven projects were funded in the area of Indigenous health promotion research in 2007/08, reflecting Healthway’s continuing commitment to Indigenous health.
- 58% of the 2007/08 funding was allocated to research grants targeting Healthway’s priority target groups. This included a number of projects targeting children, youth, Culturally and Linguistically Diverse (CALD) groups and Indigenous communities.

PROMOTING HEALTH THROUGH SPONSORSHIP – THE YEAR IN REVIEW

Objectives

- To support sporting and arts activities which encourage healthy lifestyles and advance health promotion programmes.

Tobacco Control Act 1990, Section 22 (1) (c)
Tobacco Products Control Act 2006, Section 64 (1) (b)

The Sponsorship Program includes sponsorship of sport, arts and racing activities which encourage healthy lifestyles and advance health promotion programs.

The health promotion aspects of the sponsorship program are generally undertaken by key health agencies which act as “support sponsors”.

In recent years, following a major independent review of Healthway’s Health Support Sponsorship Program in 2003, Healthway has rationalised the number health messages used in sponsorships and aligned sponsorship messages to health promotion campaigns in the community and with priority health issues.

Mental health promotion is a high priority issue for Healthway’s work and in 2005/06 Healthway introduced a new mental health message *Act Belong Commit*. In 2007/08 the message was trialled through 19 sponsorships in six regional towns, which were the focus of a major Healthway funded mental health promotion project, Mentally Healthy WA.

In the second half of 2007/08 Healthway introduced the new Drug and Alcohol Office (DAO) message *Rethink Drink* into sponsorships, and began phasing out the old *Enough is Enough* message, in line with DAO campaign activity and market research.

Major health messages used in sponsorship during 2007/08
Act Belong Commit
Be Active
Drug Aware
Drug Free
Enough is Enough (Rethink Drink)
Go for 2 & 5
QUIT
Respect Yourself Respect Your Culture
Smarter Than Smoking
SmokeFree WA
SunSmart

IMPACT OF THE SPONSORSHIP PROGRAM

Comprehensive evaluation of the sponsorship program continues to be supported by the Health Promotion Evaluation Unit (HPEU). Each year HPEU conducts field studies to evaluate the impact of Healthway’s sponsorship program, and in 2007/08 completed or commenced several studies including an evaluation the 2007 netball sponsorship program, a survey of smoking behaviour and attitudes at Fairbridge Festival, and a study of message awareness and health behaviours by participation/non-participation in sport, arts and racing activities.

5

Another important feature of the support sponsorship program in 2007/08 is the expansion of the *Act Belong Commit (ABC)* message, introduced two years ago in support of the Mentally Healthy WA campaign. The evaluation at the end of the pilot project showed that 65% of people in the six pilot towns were aware of the *ABC* message. Those aware of the campaign were also significantly more likely than those unaware to report doing activities promoted through the campaign to benefit their mental health. These included doing more exercise (71% vs 56%), socialising more (52% vs 42%) and volunteering or taking up a good cause (44% vs 37%).

SPONSORSHIP MONITOR RESULTS

Through HPEU, Healthway has an ongoing evaluation program that monitors the effectiveness of major sponsorships. This involves collecting data every second year from random samples at Healthway sponsored events where the amount of money allocated in support sponsorship is over \$12,000 for sport projects and over \$7,000 for arts and racing projects. The most recent results reported in 2007 show the following:

- Health message awareness at Healthway sponsored events was 72% in 2006/07, slightly higher than the average level in recent years of 70%;
- Message comprehension remained high with 90% of those who were aware of the message correctly understanding it in 2006/07 (65% of the overall sample); and
- 21% of the total sample was sufficiently stimulated to indicate they intended to take some relevant action as a result of exposure to a health message, which is higher than in previous years.

As in previous studies, this confirms the effectiveness of sponsorship as a strategy to achieve high prompted awareness, comprehension and acceptance of a health message at Healthway sponsored sport, arts and racing events. It also confirms that sponsorship can achieve self-reported behaviour change. The next Sponsorship Monitor survey results will be available in 2009.

HEALTHIER ENVIRONMENTS

One of the strengths of Healthway's sponsorship program and a unique feature is its ability to use sponsorship as leverage to achieve healthier environments in sport, arts and racing organisations.

Encouraging organisations to adopt healthier policies and practices is one of the ways to ensure sustainable change. Once a policy has been implemented, there is little likelihood of the organisation abolishing this, even if Healthway sponsorship ends.

Healthway introduced a policy goal from the end of 2006, that all organisations who receive \$20,000 or more in Healthway sponsorship, are required to make all outdoor seated areas, viewing areas and other audience areas under the control of the organisation 100% smoke free as a minimum requirement at Healthway sponsored events. Where possible, the entire event will be smoke free.

By working in collaboration with sponsored organisations and the health agencies, and providing some additional support where appropriate to assist in implementing the necessary changes, Healthway has achieved a smooth implementation of the policy. Today, most of the major sport, arts and racing venues not only implement smoke free policies in all indoor areas, but also in the viewing and spectator sections of their outdoor areas as well.

In addition to smoke free environments, since 2003 Healthway has formally required all organisations applying for more than \$20,000 to implement and endorse written health policies. As a result, major organisations are now required to address sun protection, alcohol and other drugs, sport safe, mental health, food and nutrition as well as smoke free, in a formal policy document. This initiative aims to establish sustainable policies and guidelines, further

enhancing the health of organisation members as well as the wider community. While Healthway has not formally extended the requirement for a written policy to all organisations, including those receiving less than \$20,000, Healthway now strongly encourages all organisations it funds to create healthy environments through provision of healthier food choices, sun protection and safe alcohol service, and if possible, to create a written health policy.

During 2007/08 Healthway has continued to build on this commitment to creating healthier environments through sponsorship. A small pilot initiative was introduced in 2006/07 in collaboration with the WA School Canteen Association (WASCA), to improve the range of healthier food choices in sport and racing canteens in Healthway sponsored organisations. In 2007/08 this initiative was expanded to enable WASCA to work with more than 20 Healthway sponsored sport and racing venues, and due to the success of the project, there are plans to further extend the scheme in 2008/09.

FEATURES OF THE 2007/08 SPONSORSHIP PROGRAM

From July 2007 to June 2008, the sponsorship program received 807 new applications which requested amounts of more than \$15 million. Of these new applications, 615 (76%) were supported during the year, a higher percentage than the previous year. Including multi-year projects approved in the previous years, overall more than 701 projects received sponsorship from Healthway in 2007/08, totalling nearly \$9.7 million.

The distribution of health messages for the year was as follows (in terms of percentage of the support sponsorship budget \$1,162,797 - percentages rounded to nearest full number):

Health Message	Distribution
Tobacco Smoking Control	29%
Physical Activity Promotion	19%
Good Nutrition Promotion	16%
Skin Cancer Prevention	14%
Alcohol and Other Drug Misuse	10%
Health Promotion (Healthy Club)	7%
Mental Health Promotion	5%

HEALTH AGENCIES

In 2007/08, Healthway engaged the following health agencies to support sponsorships:

Health Agency
The Cancer Council WA
The Drug and Alcohol Office
The National Heart Foundation (WA Division)
Relationships Australia
Sports Medicine Australia
Curtin University of Technology
Great Southern Population Health Unit

These agencies supported 700 Healthway sponsorships in 2007/08. Four hundred and ninety one of these were kit sponsorships (including 348 Healthy Club projects supported by Sports Medicine Australia). Sponsorship kits administered by Healthway accounted for 11 sponsorships.

REGIONAL SUPPORT INITIATIVES

Several regional Public Health Units and staff associated with the Healthway funded Act Belong Commit campaign in Albany, Esperance, Northam, Kalgoorlie, Karratha and Geraldton have been particularly supportive in implementing country based Healthway sponsorships through Curtin University.

The assistance and support from the various agencies and the officers involved again ensured that the sponsorship program operated in an efficient and effective manner with excellent health promotion returns being achieved.

Since 2005, Healthway has funded a special three-year Regional Coordination Initiative through the Kimberley Population Health Unit, to trial a more specific focus on one or two messages in one region and to achieve a greater link between funded health programs and sponsorship messages. The Kimberley Trial enabled Healthway to place a greater focus on promoting nutrition and physical activity messages through 8 sponsorships in the region during 2007/08. Several of these sponsorship projects provided the opportunity to engage with Aboriginal people and other high priority groups for Healthway.

SPORT SPONSORSHIP PROGRAM

Healthway sponsors sport and recreation programs which encourage development and participation as well as events, competitions and special programs which offer opportunities to promote health. In accordance with S71 (8) of the Tobacco Products Control Act 2006, not less than 30% of the total funds received by Healthway were paid to sport organisations in 2007/08, amounting to \$5.878 million.

SPORT ADVISORY COMMITTEE

Mr Ronnie Hurst, Chairperson	<i>(until February 2008)</i>
Mr Colin Brown	<i>(from April 2008)</i>
Ms Sally Carbon	
Ms Priya Cooper OAM	<i>(until December 2007)</i>
Associate Professor Beth Hands	<i>(until December 2007)</i>
Mr Andrew Watt	<i>(from January 2008)</i>
Mr Bruce Meakins	
Ms Kay Lane	<i>(chair from April 2008)</i>
Cr Louise Paterson	
Cr Walter Barrett	<i>(from January 2008)</i>

FEATURES OF 2007/08 SPORT SPONSORSHIP PROGRAM

- The Sport Advisory Committee met six times and reviewed 561 applications (from a total of 575 received during the year). Of these, some 22% were from organisations applying to Healthway for the first time and 443 or 77% were approved for sponsorship support.
- 472 applications or 82% of those received were requesting sponsorship of \$5,000 or less and of these, 80% were allocated sponsorship.
- Approximately 11% of Sport Sponsorship Program funds were allocated to club level organisations through the \$5,000 or Less and Healthy Club sponsorship programs. The Healthy Club sponsorship program received 410 applications over the two rounds in 2007/08. 351 (85%) were approved.
- In the past year, distribution by Sport Category was as follows:

Participation – Club Based		23%
Participation – Schools		15%
Participation – Community		13%
Development – Players		8%
Development – Coaches/Officials		4%
Development – Country Sport/Recreation		7%
Development – Talent		4%
Local Competition		5%
Intra State Level Events		4%
Major/Hallmark Events		10%
Elite Teams		3%
Miscellaneous		4%

- In line with the Healthway Strategic Plan, which identifies young people as a priority population for health promotion, projects focusing on children and youth received some 63% of the funds allocated. Application statistics also indicate that 75% of the participants in sponsored projects were aged 17 and under.
- Analysis by gender shows that the sponsored projects had a 56% male and 44% female reach, with the gender breakdown for participants being 59% male and 41% female.
- Analysis of the geographic reach identified in applications shows that 57% was classified as regional, 27% as metropolitan and 16% as State wide.
- Sport participation and development activities received the largest proportion of funds (around 80%) and around 14% of funds were allocated to promotional sponsorships.

ARTS SPONSORSHIP PROGRAM

Healthway sponsors arts and cultural activities which develop and promote access and participation as well as performing, visual and community arts activities that offer opportunities to promote health. In accordance with Tobacco Products Control Act 2006, not less than 15% of the total funds received by Healthway were paid to arts organisations in 2007/08, amounting to \$2.93 million.

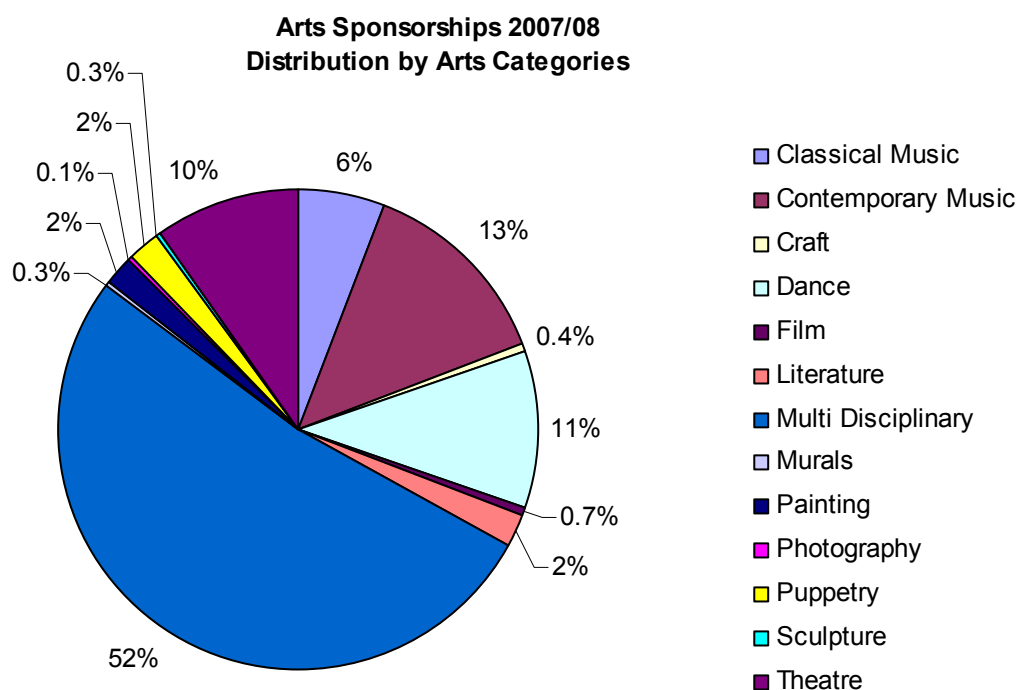
ARTS ADVISORY COMMITTEE

Ms Natalie Jenkins, Chairperson
Mr David Doyle (until December 2007)
Melissa Hurd (from December 2008)
Ms Libby Hammer
Mr Mark Norval (until May 2008)
Dr Lisa Wood
Mr Jeremy Smith
Mr Ray Peters (until June 2008)
Mr Douglas Walker (from June 2008)

FEATURES OF THE 2007/08 ARTS SPONSORSHIP PROGRAM

- 203 new applications for sponsorship were received during the year under review, requesting a total of more than \$5.8 million. Of these new applications, 147 were approved (72%) by the Board at meetings held during 2007/08.
- Including funding instalments for multi-year projects approved in previous years, total sponsorship funds allocated in 2007/08 from the Arts Sponsorship Program amounted to \$2.93 million towards 198 projects.
- Of the 203 applications received, 25 projects had a State wide focus, 62 had a metropolitan area focus and the remainder reached one or more health regions of the State.
- A total of \$2.136 million (73%) was allocated to 50 organisations that received \$20,000 or more through the Multi Events and Annual Program (MEAP) category of sponsorship.

During 2007/08, distribution of sponsorship, consistent with last year's allocations by arts category, was as follows:



RACING SPONSORSHIP PROGRAM

Under the Tobacco Control Act 1990, racing is defined as horse racing and pacing, dog racing and motorcar and motorcycle racing.

The Racing Health Sponsorship Program includes race days or individual races, season programs, international, national or state championships, special project initiatives and promotional events.

Therefore, the Racing Sponsorship Program has included sponsorship of turf, trotting and greyhound racing, as well as motocross, speedway, rally, drag racing, carting and other motor sports, all of which are tailored to address Healthway's strategic directions.

RACING ADVISORY COMMITTEE

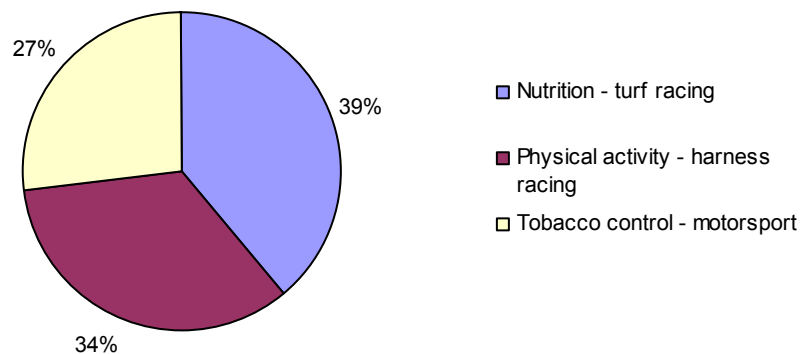
Ms Jenn Morris, Chairperson

Mr Rick Gill
 Mr Ross Tapper
 Mr David Manners
 Mr Fred Kersley (from April 2008)
 Mrs Marjorie Charleston (from April 2008)
 Mr Clive Nelthorpe (to September 2007)
 Ms Joanna Rollinson (to December 2007)
 Ms Yvonne Renshaw (to February 2008)

FEATURES OF 2007/08 RACING SPONSORSHIP PROGRAM

- The Racing Advisory Committee met on three occasions during the year and reviewed 12 new applications. Of the 29 sponsorship applications received (including under \$5000 applications), 25 (86%) were successful. Two applications for sponsorship were rejected and two were declined.
- Including funding instalments for multi-year projects approved in previous years, 2007/08 racing sponsorship funds totalled \$891,250 and were committed to 31 projects.
- Three racing associations submitted applications and administered the sponsorship on behalf of their club clientele. The Motorcycling WA application included 16 individual club applications for sponsorship; the Karting Association included 13 club applications; and Country Trotting included 15 club applications. In total, the 25 sponsorships supported during the year therefore reached over 70 organisations.
- Racing sponsorships in 2007/08 continued to concentrate on promoting three major health messages:

Racing Sponsorships 2007/08 - Distribution by Health Message



- (i) Turf Racing included metropolitan, provincial and country turf clubs
- (ii) Harness Racing included metropolitan and country trotting clubs
- (iii) Motorsport included rallying, karting, vintage cars, speedway, motorcycles and car racing

- Healthway expanded its contribution towards the priority area of improving nutrition, by expanding the roll out of the WA School Canteen Association (WASCA) canteen reform project. This initiative has been further expanded through the commitment of further investment through the sport and racing programs to double the number of venues involved in the program throughout 2008/2009.

- The program continued to focus on active youth participation through junior sedan racing, motocross, karting and pony trots.
- Progress was achieved with the implementation of entire smoke free venues, expansion of smoke free environments and seasonal promotion and implementation of smoke free viewing and spectator areas. This year the WA Sporting Car Club committed to implementing and promoting smoke free viewing and spectator areas throughout the year.

THE YEAR AHEAD – PLANNED ACHIEVEMENTS

In the year ahead Healthway will:

- Commence implementation of the Healthway Strategic Plan 2008 – 2011.
- In line with the new Strategic Plan, identify Healthway role in overweight and obesity prevention to complement the planned state-wide campaign funded by the Department of Health. A key part of this work will be continuing to develop and support a range of strategies designed to raise awareness and address the issues of overweight and obesity in conjunction with Healthway sponsored organisations.
- Complete stakeholder consultations on a co-sponsorship policy for Healthway, in relation to fast food and alcohol co-sponsors at junior events, and establish an expert panel to develop implementation guidelines for the new policy.
- In line with the new Strategic Plan, identify Healthway role in promoting responsible alcohol consumption and in collaboration with the Drug and Alcohol Office, increase the number of Healthway sponsorships promoting the new 'Rethink Drink' health message.
- Complete the third Leadership Development in Health Promotion Program, and continue to monitor the progress of past participants.
- Continue to explore opportunities to provide health promotion capacity building and leadership training for people from sport, arts and racing organisations sponsored by Healthway.
- Work with the Mentally Healthy WA project as it extends its presence into around 30 communities state-wide, specifically by increasing the number of Healthway sponsorships with the ABC message and continuing to explore opportunities to maximise the longer term sustainability of the project.
- Review the Healthy Local Government Grants scheme introduced in 2007 to support Local Government Authorities to develop and implement initiatives to improve the health of their communities, and make recommendations for possible further funding.
- Collaborate with the new Public Health Advocacy Institute for WA to advocate for change in nutrition, overweight and obesity and other health promotion priorities.
- Establish a trial position within Healthway to strengthen the links between research and practice, facilitate the development and implementation of evidence based programs and facilitate the transfer of knowledge across Healthway funded programs.
- Review message allocation to all recipients of MEAP sponsorship.
- Explore opportunities to strengthen Healthway's role in Indigenous research and to achieve joint priority setting and joint funding for research with other agencies in WA.
- Further expand the collaboration with the WA School Canteen Association to support the food outlets in approximately 40 Healthway sponsored venues to implement healthy food reforms, and develop resources to support other sponsored sport, arts and racing venues to implement similar changes.
- Undertake a review of nutrition provision at the Perth Royal Show
- Complete the evaluation and review of outcomes from the Regional Coordination Initiative in the Kimberley, and consider ways to build on this approach as well as other ways to

improve contact and strengthen support for potential applicants from regional areas of WA, such as regional visits and video-conferencing.

- Explore ways in which Healthway and its programs can better reach and engage with Culturally and Linguistically Diverse populations.
- Continue to disseminate case studies based on successful past health promotion projects, in partnership with the Health Promotion Evaluation Unit (HPEU). In addition, consider the development and dissemination of similar case studies with respect to past Healthway funded sponsorship projects.
- Review Healthway's evaluation framework in collaboration with HPEU, to ensure that it meets the needs of the new Strategic Plan as well as the wide range of different sponsorship projects.

DISCLOSURES AND LEGAL COMPLIANCE

Better Planning: Better Futures

Healthway supports the State Government's 'Better Planning: Better Futures Framework for the Western Australian Public Sector'. As part of developing its new Strategic Plan 2008-2011 Healthway continued its commitment to align its planned strategic outcomes and services with those specified in the above framework.

In particular, Healthway supports the 'Better Planning: Better Futures' goal of enhancing the quality of life and wellbeing of all people throughout Western Australia by providing high quality, accessible services.

Some of the key areas where Healthway has continued to contribute to this goal are:

- Provision of a Health Promotion Leadership program, where participants are placed through an annual program to enhance the skills of officers working in the health promotion field to build health promotion expertise in WA;
- Introduction of a Local Government Grant Scheme initiative in 2008 which recognised that local government has a role in public health by planning for safe and healthy urban development and providing a range of services to communities. This grant scheme is also offered to Regional Aboriginal Councils and enables assistance in the areas such as building active communities (eg local walking strategies), implementation of healthy eating projects, expanding smoke free areas and expanding skin cancer prevention strategies;
- Expansion of the healthy canteen reform in 2008 to additional sport and racing canteens partnering with groups to implement nutrition reforms at Healthway sponsored events and
- Undertaking a review of Healthway's co-sponsorship policy with the view to ceasing future Healthway funding towards junior sporting activities, where Healthway will be a co-sponsor with sponsors promoting fast food, confectionary, soft drink or alcohol.

Other "Better Planning: Better Futures" goals are integrated within Healthway's activities and procedures and are either reported below or incorporated elsewhere in the Annual Report.

Disability Access and Inclusion Plan Outcomes

Healthway's Strategic Plan 2004 - 2007 recognised that some population groups experience much poorer health and sought to have a greater impact on priority population groups where inequalities exist. In this respect, Healthway has placed additional focus on people with disabilities through the provision of grants and sponsorships for a range of sport, arts, and health activities that enable participation and encourage inclusion of people with disabilities.

During 2007/08 Healthway progressed the administration of a second round funding provided by the Disability Services Commission (\$200,000), which aimed to provide opportunities for increased participation for people with disabilities in physical activity. The grant scheme was made available across the State into regional and remote areas.

In addition, as part of developing its 2008-2011 Strategic Plan Healthway consulted with key stakeholder groups which included Western Australian Disabled Sports Association, Wheelchair Sports WA, Therapy Focus, Disability in the Arts, Disadvantage in the Arts Inc (DADAA) and Ability Solutions. The 2008-2011 Strategic Plan continues to specifically identify a focus to reduce health inequalities. Healthway will continue to explore grant and sponsorships opportunities that facilitate the inclusion of people with disabilities or expand on existing programs. An effort is also being made to explore partnering opportunities in these areas.

Healthway has also appreciated the contribution made by Mr David Doyle, of the arts organisation DADAA is a member of Healthway's Arts Advisory Committee.

Recordkeeping Plans

Healthway is commitment to good records practices and continues to ensure it complies with the *State Records Act 2000*. Accordingly, Healthway has a Recordkeeping Plan (RKP) which is reviewed periodically or as any significant change occur to Healthway's functions.

In accordance with the State Records Commission Standard 2, Principle 6 Healthway is to ensure employees comply with the RKP and the information below outlines Healthway's strategies during 2007/2008 to meet the compliance responsibilities.

State Records Commission - Standard 2, Principle 6 – Compliance	
Compliance Indicator	Healthway Compliance
<i>The efficiency and effectiveness of Healthway's recordkeeping systems is evaluated not less than once every 5 years</i>	<p>Healthway is required to submit a revised RKP to the State Records Commission before 10 March 2010.</p> <p>During 2007/2008, several business system documents were updated and emphasised to reflect current recordkeeping responsibilities. For example, the State Records Office <i>Information Sheet on Email Records</i> was incorporated into the Records Management Policies and Procedures and the recordkeeping section of the Code of Conduct was updated and expanded.</p> <p>Work is in progress to incorporate the State Records Commission new Standard 8 into Healthway's recordkeeping systems and documentation.</p>
<i>Healthway conducts a recordkeeping training program.</i>	<p>As part of Healthway's recordkeeping training, in November 2007 all staff attended an in-house overview of recordkeeping procedures, including digital recordkeeping.</p> <p>Corporate Services staff conduct ongoing training as roles change or as part of induction program.</p> <p>Healthway intends to provide formal records training to staff during 2008/09.</p>
<i>The efficiency and effectiveness of Healthway's recordkeeping training program is reviewed from time to time.</i>	<p>Weekly staff meetings provide a forum for staff to openly discuss issues and enables staff to be involved in setting directions for training.</p> <p>Internal performance indicators in relation to records management responsibilities and requirements were updated and reviewed.</p>
<i>Healthway's induction program addresses employee roles and responsibilities in regard to their compliance with the recordkeeping plan.</i>	<p>As part of the induction process new staff receive training in recordkeeping procedures from Corporate Services staff and are provided with an Induction Manual that describes Healthway's recordkeeping policies, procedures and responsibilities.</p>

Compliance with Public Sector Standards and Ethical Codes

In accordance with section 31(1) of the Public Sector Management Act 1994, Healthway is required to report on compliance with Public Sector Standards in Human Resource Management and Codes of Ethics and Codes of Conduct.

During the year the Executive Director, participated in a consultation process with the Public Sector Standards Commission towards the development of a Conduct Guide to assist public sector agencies develop their own codes of conduct. These developments were also communicated to Healthway executives.

Healthway also reviewed its Code of Conduct in 2007/08, undertaking full consultation and briefing sessions with staff incorporating the new Conduct Guide and the new Code of Ethics ,which came into effect from 1 February 2008. In addition, during the year a number of new staff and Board and Committee members were inducted and made aware of their obligations particularly in regards to Code of Conduct, Ethical Behaviour, Conflict of Interest and Fraud Prevention. Senior management and the Board champion the implementation of Codes of Conduct and ethical behaviour and participate in monitoring compliance and making improvements.

Weekly staff meetings continued to provide a mechanism to discuss general matters concerning the Codes of Ethics and Conduct reinforcing Healthway's strong commitment and focus on complying with these Codes and Standards.

During 2007/08, no breach of Standards claim was lodged and no issue was raised for non-compliance with the Code of Ethics and Code of Conduct.

Staff Profile

Healthway's full time equivalent establishment has remained constant at 14.0 ftes. The table below shows the complement of staff by gender and classification as at 30 June 2008, which allows for 1fte vacant position at that time.

Level	Female (ftes)		Male (ftes)	
	2007/08	2006/07	2007/08	2006/07
Level 1	0.5	1.0		-
Level 2	0	1.5		-
Level 3	2.0	1.0		-
Level 4	2.0	2.0	0.5	0.5
Level 5	2.0	2.0	-	-
Level 6	1.0	1.0	-	-
Level 7		-	2.0	2.0
Level 8	1.0	1.0	-	-
Level 9	1.0	1.0	-	-
Class 1		-	1.0	1.0
Total	9.5	10.5	3.5	3.5

Staff Development

Healthway maintains a strong commitment towards staff development and values this as a mechanisms towards developing and attaining an engaged and highly skilled workforce. During the year staff had access to various development opportunities. Structured courses were made available and in-house workshops were also held. In addition, individual development needs were identified and planned with respective staff members.

Industrial Relations

There were no industrial issues during the year and no services to the public were disrupted.

Ministerial Directives

No Ministerial directives were received during the financial year.

Contracts with Senior Officers

After allowing for normal contracts of employment, there were no contracts with senior officers or entities in which senior officers had a significant financial interest or had a significant interest as a member of a firm.

Enabling Legislation

Healthway was established as the Western Australian Health Promotion Foundation under Part 3 of the Tobacco Control Act 1990. During 2005/06, a review of the Act was undertaken and on 31 July 2006 the new Tobacco Products Control Act 2006 came into effect, replacing the Tobacco Control Act 1990. Healthway now functions under Part 5 of the Tobacco Products Control Act 2006.

Other written laws that impact upon operations include:

- A New Tax System (Goods and Services) Act 1999
- Auditor General Act 2006
- Copyright Act 1968
- Corruption and Crime Commission Act 2003
- Disability Services Act 1993
- Electoral Act 1907
- Equal Opportunity Act 1984
- Financial Management Act 2006 and Treasurer's Instructions
- Freedom of Information Act 1992
- Fringe Benefit Tax Act 1986
- Government Employees Superannuation Act 1951
- Industrial Relations Act 1979
- Library Board of Western Australia Act 1951
- Minimum Conditions of Employment Act 1993
- Occupational Safety and Health Act 1984
- Public Interest Disclosure Act 2003
- Public Sector Management Act 1994
- Salaries and Allowances Act 1975
- State Records Act 2000
- State Superannuation Act 2000
- State Supply Commission Act 1991
- Superannuation Guarantee (Administration) Act 1992
- Workers Compensation and Injury Management Act 1981
- Working with Children (Criminal Record Checking) Act 2004

Advertising

In accordance with section 175ZE of the Electoral Act 1907, details of expenditure incurred during 2006/07 financial period are set out below:

Category	Name of Agency	Amount expended
Advertising Agencies	Market Force	\$11,742 (excl. GST)
Market research organisations		Nil
Polling organisations		Nil
Direct mail organisations		Nil
Media advertising organisations		Nil

Government Policy Requirements

Corruption Prevention

Prevention of Fraud, Corruption and Misconduct policies and protocols are in place and integrated in Healthway operations and culture. A briefing on these policies and protocols is included as part of the detailed induction of all new Board and Committee members and also forms part of the induction process for all new employees.

During 2007/08, a review of the Code of Conduct was undertaken which provided an opportunity to also continue to raise awareness of conflict of interest, ethical behaviour and remind employees of their obligations in regards to fraud prevention and raise awareness of public interest disclosure provisions.

In addition, following the Healthway roll into the Shared Services Centre during 2007/08, Healthway reviewed a number of internal processes both as part of its risk management approach and fraud prevention which has led to enhancements in controls and other strategies.

Healthway also maintains an Internal Finance and Audit Committee that meets regularly to monitor compliance with corporate matters.

Substantive Equality

Healthway is not required to report on this issue as it is represented at portfolio level only on the Strategic Management Council.

Sustainability

In 2007/08 Healthway continued to implement its 2005-2007 Sustainability Action Plan which highlighted three key commitments which are itemised as follows:

1. Planning, reporting and decision making are in accordance with sustainability principles.

Healthway's Sustainability Action Plan Healthway has achieved its actions which include ongoing focus and commitment to a) supporting funding applications that reflect sustainable outcomes, b) the continued emphasis on healthy policies, environmental change and capacity building in the community; c) facilitation of meaningful stakeholder consultation and partnership building and d) prioritisation of strategies to address and reduce barriers to healthier lifestyles and build positive mental health. Funding applications for projects that build capacity rose during this period which reflects Healthway's commitment to building sustainability. In addition, mental health projects, introduction of local government grant schemes and a Healthy Canteen Reform are examples of Healthway's alignment with Sustainability principles.

In addition, these principles and continued focus are reflected in the new 2008-2011 Strategic Plan.

2. Agency operations support sustainability

Healthway achieved the implementation of State Government policies and procedures including Buy Local Policy and compiling with Common Use Arrangements-Contracts. In addition, Healthway also made changes to its vehicle fleet composition to maximise fuel efficiency and promoted alternative modes of transport.

3. Public sector employees are encouraged and empowered to support sustainability

Weekly staff meetings have provided regular opportunities to raise awareness of and discuss initiatives that demonstrate the integration of sustainability principles and its application within Healthway and its programs. Organisational culture reviews and training assisted in promoting a culture that respects all individuals and values diversity. Further, during this period Healthway has also supported flexible work arrangements, as a result the number of staff working with flexible arrangements has increased.

In 2007 Healthway extensively reviewed and implemented its Occupational Health and Safety Policy which promotes a safe workplace and environment.

Occupational Safety and Health

Healthway supports the requirements introduced in 2007 to more comprehensively report and demonstrate commitment to occupational safety and health matters.

During the year Healthway undertook an extensive review of its occupational safety and health policy framework and implemented the established Code of Practice: Occupational Safety and Health in the WA Public Sector.

This review generated active involvement from senior management and consultation with all staff which was followed by briefing sessions. Regular internal audits of occupational safety and health matters are undertaken and all staff are encouraged and periodically reminded to monitor and report any potential occupational safety and health issues. Occupational safety and health audit reports are forwarded to senior management for monitoring and implementing improvements and communicated to staff.

In addition, Healthway is committed to raising awareness and training its staff on relevant occupational safety and health matters. During 2007/08 Healthway held staff workshops which included topics of back and neck care and coping with stress. Further flu vaccinations were made available to all staff along with a briefing on the human influenza pandemic.

In 2008/09 Healthway will expand its staff well being initiative, provide refreshers to staff on the continued prevention of bullying and aggressive behaviour in the workplace and other topics of interest. In addition, in 2008/09 it is intended that more staff including senior management will be trained in Occupational Safety and Health.

During 2007/08 RiskCover, Healthway's insurer undertook an examination of Healthway's compliance with the Workers' Compensation and Injury Management Act 1981 and reported that Healthway met the minimum requirements.

During the year no claims for workers compensation were lodged as follows:

Indicator	2007/08 Target	2007/08 Actual
Number of fatalities	0	0
Lost time/injury/diseases (LT/D) incidence rate	0	0
Lost time injury/diseases severity rate	0	0

CORPORATE SERVICES

Core Corporate Services include:

Human resource management
Financial management
Organisational development
Information management services
Risk management and implementation
Corporate governance
Internal audit
Procurement
Contract management
Policy development and implementation
Grant and sponsorship support
Advice on related matters

SHARED SERVICES IMPLEMENTATION

During the year Healthway progressed its transition to move finance and procurement functions into the Shared Services Centre (SSC), which occurred on the 8th February 2008. The roll-in followed over two years of planning, reviews, testing and implementation which included considerable changes to internal processes associated with the payment of grant and sponsorships, review of policies and procedures and staff training sessions.

Through out these stages, Healthway formed part of the transition team with the Department of Premier and Cabinet and members of the SSC.

In 2008/09 Healthway will commence preparing its payroll and human resource data in readiness for the planned roll-in of these functions to the SSC, planned for later in 2009.

RISK MANAGEMENT

A comprehensive review was undertaken of the over arching risk management policy in accordance with Treasurer's Instructions, Premier's Circular and the framework of the Australian/New Zealand Risk Management Standards AS/NZS 4360. In addition, a risk management plan was developed and presented to the Finance and Audit Committee which identified key risks and mitigating measures. Healthway continued to integrate risk management in its decision making practices and risk management is also a standing item at management meetings.

Healthway management continued to provide leadership to raise awareness of risk management principles and monitor and review its application throughout Healthway operations. In 2008/09 Healthway will provide additional training in the risk management framework to staff.

INFORMATION TECHNOLOGY (IT)

During the year the enhancements to Grant Management System were completed to enable the implementation of the new processes for the payment of grants and sponsorships as required under the SSC model. Following approval by the Board to delegate the approval of grants and sponsorships of up to \$5,000 to the Executive Director, Corporate Services led the planning and implementation of workflow and system changes to enable the introduction of this new process. In addition, the website was reviewed and refreshed to ensure compliance with government website guidelines and standards.

Healthway also continued to progress its IT security platform and following a review undertaken during the year in consultation with its IT providers, further IT security measures will be implemented during 2008/09.

A review of business continuity procedures was also commenced and will be presented to the Finance and Audit Committee upon completion.

CORPORATE GOVERNANCE

Governance continues to be integrated in all levels of the organisation. During the year there were six new members appointed to the Board and therefore a comprehensive induction was undertaken with these members including a presentation detailing their obligations in regards to governance requirements and providing leadership in key areas such as Code of Conduct, Code of Ethics, risk management, fraud prevention and misconduct and conflict of interest.

It is planned that refresher governance presentations will be provided to the Board during 2008/09, including a review of the Code of Conduct for Board and Committee members.

During the year, the Code of Conduct for Healthway staff was reviewed in consultation with staff and a full briefing was provided which was expanded to include a refresher of Healthway's procedures for Public Information Disclosures, human resources management standards and records management. The review of the risk management policy and the development of the risk management plan was also presented to staff and adopted.

Governance awareness and integration initiatives will continue to be progressed throughout the organisation.



Auditor General

INDEPENDENT AUDIT OPINION

To the Parliament of Western Australia

WESTERN AUSTRALIAN HEALTH PROMOTION FOUNDATION FINANCIAL STATEMENTS AND KEY PERFORMANCE INDICATORS FOR THE YEAR ENDED 30 JUNE 2008

I have audited the accounts, financial statements, controls and key performance indicators of the Western Australian Health Promotion Foundation.

The financial statements comprise the Balance Sheet as at 30 June 2008, and the Income Statement, Statement of Changes in Equity and Cash Flow Statement for the year then ended, a summary of significant accounting policies and other explanatory Notes.

The key performance indicators consist of key indicators of effectiveness and efficiency.

Board's Responsibility for the Financial Statements and Key Performance Indicators

The Board is responsible for keeping proper accounts, and the preparation and fair presentation of the financial statements in accordance with Australian Accounting Standards (including the Australian Accounting Interpretations) and the Treasurer's Instructions, and the key performance indicators. This responsibility includes establishing and maintaining internal controls relevant to the preparation and fair presentation of the financial statements and key performance indicators that are free from material misstatement, whether due to fraud or error; selecting and applying appropriate accounting policies; making accounting estimates that are reasonable in the circumstances; and complying with the Financial Management Act 2006 and other relevant written law.

Summary of my Role

As required by the Auditor General Act 2006, my responsibility is to express an opinion on the financial statements, controls and key performance indicators based on my audit. This was done by testing selected samples of the audit evidence. I believe that the audit evidence I have obtained is sufficient and appropriate to provide a basis for my audit opinion. Further information on my audit approach is provided in my audit practice statement. Refer "<http://www.audit.wa.gov.au/pubs/Audit-Practice-Statement.pdf>".

An audit does not guarantee that every amount and disclosure in the financial statements and key performance indicators is error free. The term "reasonable assurance" recognises that an audit does not examine all evidence and every transaction. However, my audit procedures should identify errors or omissions significant enough to adversely affect the decisions of users of the financial statements and key performance indicators.

Page 1 of 2

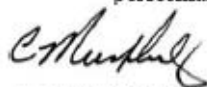
4th Floor Dumas House 2 Havelock Street West Perth 6005 Western Australia Tel: 08 9222 7500 Fax: 08 9322 5664

Western Australian Health Promotion Foundation
Financial Statements and Key Performance Indicators for the year ended 30 June 2008

Audit Opinion

In my opinion,

- (i) the financial statements are based on proper accounts and present fairly the financial position of the Western Australian Health Promotion Foundation at 30 June 2008 and its financial performance and cash flows for the year ended on that date. They are in accordance with Australian Accounting Standards (including the Australian Accounting Interpretations) and the Treasurer's Instructions;
- (ii) the controls exercised by the Foundation provide reasonable assurance that the receipt, expenditure and investment of money, the acquisition and disposal of property, and the incurring of liabilities have been in accordance with legislative provisions; and
- (iii) the key performance indicators of the Foundation are relevant and appropriate to help users assess the Foundation's performance and fairly represent the indicated performance for the year ended 30 June 2008.



COLIN MURPHY
AUDITOR GENERAL
11 August 2008

CERTIFICATION OF FINANCIAL STATEMENTS

The accompanying financial statements of the Western Australian Health Promotion Foundation have been prepared in compliance with the provisions of the Financial Management Act 2006 from proper accounts and records to present fairly the financial transactions for the year ending 30 June 2008 and the financial position as at 30 June 2008.

At the date of signing, we are not aware of any circumstances which would render the particulars included in the financial statements misleading or inaccurate.



Jenn Morris
Chairperson



Maurice Swanson
Deputy Chairperson



Lina Barbato
Director, Corporate Services

21 July 2008

INCOME STATEMENT

for the year ended 30 June 2008

	Note	2008 \$	2007 \$
COST OF SERVICES			
Expenses			
Employee benefits expense	6	1,218,462	1,126,550
Supplies and services	7	452,561	432,355
Depreciation	8	79,691	87,253
Accommodation expenses	9	172,713	171,145
Grants and sponsorships	10	17,590,092	17,599,784
Loss on disposal of non-current assets	14	-	7,553
Other expenses	11	27,212	31,293
Total cost of services		19,540,731	19,455,933
Income			
Revenue			
Interest revenue	12	1,214,687	982,756
Other revenue	13	288,145	373,139
Total Revenue		1,502,832	1,355,895
Gains			
Gain on disposal of non-current assets	14	1,399	-
Total Gains		1,399	-
Total income other than income from State Government		1,504,231	1,355,895
NET COST OF SERVICES		18,036,500	18,100,038
INCOME FROM STATE GOVERNMENT			
Service appropriation	15	18,635,000	18,179,000
Total income from State Government		18,635,000	18,179,000
SURPLUS FOR THE PERIOD		598,500	78,962

The Income Statement should be read in conjunction with the accompanying notes.

BALANCE SHEET

as at 30 June 2008

	Note	2008 \$	2007 \$
ASSETS			
Current Assets			
Cash and cash equivalents	16	7,908,472	7,654,255
Receivables	17	1,079,349	977,436
Other current assets	18	3,903	4,240
Total Current Assets		<u>8,991,724</u>	<u>8,635,931</u>
Non-Current Assets			
Property, plant and equipment	19	294,532	353,361
Total Non-Current Assets		<u>294,532</u>	<u>353,361</u>
TOTAL ASSETS		<u>9,286,256</u>	<u>8,989,292</u>
LIABILITIES			
Current Liabilities			
Payables	20	7,232,298	7,556,516
Provisions	21	257,926	222,505
Other current liabilities	22	45,724	18,210
Total Current Liabilities		<u>7,535,948</u>	<u>7,797,231</u>
Non-Current Liabilities			
Provisions	21	45,684	85,937
Total Non-Current Liabilities		<u>45,684</u>	<u>85,937</u>
Total Liabilities		<u>7,581,632</u>	<u>7,883,168</u>
NET ASSETS		<u>1,704,624</u>	<u>1,106,124</u>
EQUITY			
Accumulated surplus/(deficiency)	23	1,704,624	1,106,124
TOTAL EQUITY		<u>1,704,624</u>	<u>1,106,124</u>

The Balance Sheet should be read in conjunction with the accompanying notes.

STATEMENT OF CHANGES IN EQUITY

for the year ended 30 June 2008

	Note	2008 \$	2007 \$
Balance of equity at start of period		1,106,124	1,082,650
ACCUMULATED SURPLUS			
Balance at the start of period		1,106,124	1,082,650
Change in accounting policy (b)	23	-	(55,488)
Restated balance at start of period		1,106,124	1,027,162
Surplus / (Deficit) for the period	23	598,500	78,962
Balance at the end of period		1,704,624	1,106,124
Balance of equity at end of period	23	1,704,624	1,106,124
Total income and expense for the period (a)		598,500	78,962

(a) The aggregate net amount attributable to each category of equity is:

surplus \$598,500, (2007: surplus \$78,962).

(b) Healthway made a voluntary change in its accounting policy by increasing the capitalisation threshold from \$1,000 to \$5,000.

The Statement of Changes in Equity should be read in conjunction with the accompanying notes.

CASH FLOW STATEMENT

for the year ended 30 June 2008

	Note	2008 \$	2007 \$
CASH FLOWS FROM STATE GOVERNMENT			
Service appropriation		18,635,000	18,179,000
Net cash provided by State Government		18,635,000	18,179,000
Utilised as follows:			
CASH FLOWS FROM OPERATING ACTIVITIES			
Payments			
Employee benefits		(1,199,999)	(1,166,889)
Supplies and services		(451,763)	(501,364)
Accommodation		(172,713)	(157,408)
Grants and sponsorships		(17,885,987)	(17,118,335)
GST payments on Purchases		(1,816,198)	(1,709,940)
Receipts			
Interest received		1,169,187	964,387
GST receipts on sales		29,862	21,864
GST receipts from taxation authority		1,677,214	1,731,868
Other receipts		289,092	375,047
Net cash provided by/(used in) operating activities	24	(18,361,305)	(17,560,770)
CASH FLOWS FROM INVESTING ACTIVITIES			
Proceeds from sale of non-current physical assets		13,636	54,749
Purchase of non-current physical assets		(33,114)	(171,620)
Net cash provided by/(used in) investing activities		(19,478)	(116,871)
Net increase/(decrease) in cash and cash equivalents		254,217	501,359
Cash and cash equivalents at the beginning of period		7,654,255	7,152,896
CASH AND CASH EQUIVALENTS AT THE END OF PERIOD	24	7,908,472	7,654,255

The Cash Flow Statement should be read in conjunction with the accompanying notes.

NOTES TO THE FINANCIAL STATEMENTS

for the year ended 30 June 2008

1. Australian equivalents to International Financial Reporting Standards

General

The Authority's financial statements for the year ended 30 June 2008 have been prepared in accordance with Australian equivalents to International Financial Reporting Standards (AIFRS), which comprise a Framework for the Preparation and Presentation of Financial Statements (the Framework) and Australian Accounting Standards (including the Australian Accounting Interpretations).

In preparing these financial statements the Authority has adopted, where relevant to its operations, new and revised Standards and Interpretations from their operative dates as issued by the AASB and formerly the Urgent Issues Group (UIG).

Early adoption of standards

The Authority cannot early adopt an Australian Accounting Standard or Australian Accounting Interpretation unless specifically permitted by TI 1101 'Application of Australian Accounting Standards and Other Pronouncements'. No Standards and Interpretations that have been issued or amended but are yet effective have been early adopted by the Authority for the annual reporting period ended 30 June 2008.

2. Summary of significant accounting policies

(a) General Statement

The financial statements constitute a general purpose financial report which has been prepared in accordance with Australian Accounting Standards, the Framework, Statements of Accounting Concepts and other authoritative pronouncements of the Australian Accounting Standards Board, as applied by the Treasurer's Instructions. Several of these are modified by the Treasurer's Instructions to vary the application, disclosure, format and wording.

The Financial Management Act and the Treasurer's Instructions are legislative provisions governing the preparation of financial statements and take precedence over the Accounting Standards, the Framework, Statements of Accounting Concepts and other authoritative pronouncements of the Australian Accounting Standards Board.

Where modification is required and has a material or significant financial effect upon the reported results, details of that modification and the resulting financial effect are disclosed in the notes to the financial statements.

(b) Basis of Preparation

The financial statements have been prepared on the accrual basis of accounting using the historical cost convention, except for applicable assets and liabilities which, as noted, are measured at fair value.

The accounting policies adopted in the preparation of the financial statements have been consistently applied throughout all periods presented unless otherwise stated.

The financial statements are presented in Australian dollars rounded to the nearest dollar (\$).

The judgements that have been made in the process of applying the Authority's accounting policies that have the most significant effect on the amounts recognised in the financial statements are disclosed at note 3 'Judgements made by management in applying accounting policies'.

The key assumptions made concerning the future, and other key sources of estimation uncertainty at the balance sheet date that have a significant risk of causing a material adjustment to the carrying amounts of assets and liabilities within the next financial year are disclosed at note 4 'Key sources of estimation uncertainty'.

NOTES TO THE FINANCIAL STATEMENTS

for the year ended 30 June 2008

Reporting Entity

The reporting entity comprises the Authority only.

(c) Income

Revenue recognition

Revenue is measured at the fair value of consideration received or receivable. Revenue is recognised for the major business activities as follows:

Sale of goods

Revenue is recognised from the sale of goods and disposal of other assets when the significant risks and rewards of ownership control transfer to the purchaser and can be measured reliably.

Rendering of services

Revenue is recognised on delivery of the service to the client or by reference to the stage of completion of the transaction.

Interest

Revenue is recognised as the interest accrues.

Service Appropriations

Service Appropriations are recognised as revenues at nominal value in the period in which the Authority gains control of the appropriated funds. The Authority gains control of appropriated funds at the time those funds are deposited to the bank account or credited to the holding account held at Treasury.

Grants, donations, gifts and other non-reciprocal contributions Revenue is recognised at fair value when the Authority obtains control over the assets comprising the contributions, usually when cash is received. Unexpended grant monies returned to Healthway are recognised upon the receipt of cash. Other non-reciprocal contributions that are not contributions by owners are recognised at their fair value. Contributions of services are only recognised when a fair value can be reliably determined and the services would be purchased if not donated.

Where contributions recognised as revenues during the reporting period were obtained on the condition that they be expended in a particular manner or used over a particular period, and those conditions were undischarged as at the balance sheet date, the nature of, and amounts pertaining to, those undischarged conditions are disclosed in the notes.

Gains

Gains may be realised or unrealised and are usually recognised on a net basis. These include gains arising on the disposal of non-current assets and some revaluations of non-current assets.

(d) Property, Plant and Equipment

Items of property, plant and equipment costing \$5,000 or more are recognised as assets and the cost of utilising assets depreciated over their useful lives. Items of property, plant and equipment costing less than \$5,000 are immediately expensed direct to the Income Statement.

Initial recognition and measurement

All items of property, plant and equipment are initially recognised at cost.

For items of property, plant and equipment acquired at no cost or for nominal cost, the cost is their fair value at the date of acquisition.

Depreciation

All non-current assets having a limited useful life are systematically depreciated over their estimated useful lives in a manner that reflects the consumption of their future economic benefits.

Depreciation is calculated on the straight line basis, using rates which are reviewed annually.

Useful lives for each class of depreciable assets are:

NOTES TO THE FINANCIAL STATEMENTS

for the year ended 30 June 2008

Motor Vehicles	5 years
Furniture, Fixture and Fittings	5 to 20 years
Office Equipment	5 to 20 years
Computer Equipment	3 years

(e) Intangible Assets

Capitalisation/Expensing of assets

Acquisitions of intangible assets costing \$5,000 or more are capitalised. The cost of utilising the assets is expensed (amortised) over their useful life. Costs incurred below these thresholds are immediately expensed directly to the Income Statement.

(f) Impairment of Assets

Property, plant and equipment are tested for any indication of impairment at each balance sheet date. Where there is an indication of impairment, the recoverable amount is estimated. Where the recoverable amount is less than the carrying amount, the asset is considered impaired and is written down to the recoverable amount and an impairment loss is recognised. As the Authority is a not-for-profit entity, unless an asset has been identified as a surplus asset, the recoverable amount is the higher of an asset's fair value less costs to sell and depreciated replacement cost.

The risk of impairment is generally limited to circumstances where an asset's depreciation is materially understated or where the replacement cost is falling or where there is a significant change in useful life. Each relevant class of assets is reviewed annually to verify that the accumulated depreciation/amortisation reflects the level of consumption or expiration of the asset's future economic benefits and to evaluate any impairment risk from falling replacement costs.

The recoverable amount of assets identified as surplus assets is the higher of fair value less costs to sell and the present value of future cash flows expected to be derived from the asset. Surplus assets carried at fair value have no risk of material impairment where fair value is determined by reference to market based evidence. Where fair value is determined by reference to depreciated replacement cost, surplus assets are at risk of impairment and the recoverable amount is measured. Surplus assets at cost are tested for indications of impairments at each balance sheet date.

(g) Leases

The Authority has entered into an operating lease arrangement for the rent of the office building and motor vehicles where the lessor effectively retains all of the risks and benefits incident to ownership of the items held under the operating leases. Equal instalments of the lease payments are charged to the Income Statement over the lease term as this is representative of the pattern of benefits to be derived from the leased property.

(h) Financial Instruments

In addition to cash, the Authority has two categories of financial instrument:

- Loans and receivables; and
- Financial liabilities measured at amortised cost.

These have been disaggregated into the following classes:

Financial Assets

- Cash and cash equivalents
- Restricted cash and cash equivalents
- Receivables

Financial Liabilities

- Payables

Initial recognition and measurement is at fair value which normally equates to the transaction cost or face value. Subsequent measurement is at amortised cost using the effective interest method.

NOTES TO THE FINANCIAL STATEMENTS

for the year ended 30 June 2008

The fair value of short-term receivables and payables is the transaction cost or the face value because there is no interest rate applicable and subsequent measurement is not required as the effect of discounting is not material.

(i) Cash and Cash Equivalents

For the purpose of the Cash Flow Statement, cash and cash equivalent (and restricted cash and cash equivalent) assets comprise cash on hand and short term deposits with original maturities of three months or less that are readily convertible to a known amount of cash and which are subject to insignificant risk of changes in value, and bank overdrafts.

(j) Accrued Salaries

Accrued salaries (see Note 22) represent the amount due to staff but unpaid at the end of the financial year, as the end of the last pay period for that financial year does not coincide with the end of the financial year. The amounts accrued are settled within a fortnight of the financial year end. The Authority considers the carrying amount approximates net fair value.

(k) Funding Arrangements

The funding arrangements are in accordance with Section 71 of the Tobacco Products Control Act 2006.

(l) Receivables

Receivables are recognised and carried at original invoice amount less an allowance for any uncollectible amounts (i.e. impairment). The collectability of receivables is reviewed on an ongoing basis and any receivables identified as uncollectible are written off. The allowance for uncollectible amounts (doubtful debts) is raised when there is objective evidence that the Authority will not be able to collect the debts. The carrying amount is equivalent to fair value as it is due for settlement within 30 days.

(m) Payables

Payables are recognised at the amounts payable when the Authority becomes obliged to make future payments as a result of a purchase of assets or services. The carrying amount is equivalent to fair value, as they are generally settled within 30 days.

(n) Provisions

Provisions are liabilities of uncertain timing or amount and are recognised where there is a present legal or constructive obligation as a result of a past event and when the outflow of resources embodying economic benefits is probable and a reliable estimate can be made of the amount of the obligation. Provisions are reviewed at each balance sheet date.

(i) Provisions - Employee Benefits

Annual Leave and Long Service Leave

The liability for annual and long service leave expected to be settled within 12 months after the end of the balance sheet date is recognised and measured at the undiscounted amounts expected to be paid when the liabilities are settled. Annual and long service leave expected to be settled more than 12 months after the end of the balance sheet date is measured at the present value of amounts expected to be paid when the liabilities are settled. Leave liabilities are in respect of services provided by employees up to the balance sheet date.

When assessing expected future payments consideration is given to expected future wage and salary levels including non-salary components such as employer superannuation contributions. In addition, the long service leave liability also considers the experience of employee departures and periods of service.

NOTES TO THE FINANCIAL STATEMENTS

for the year ended 30 June 2008

The expected future payments are discounted using market yields at the balance sheet date on national government bonds with terms to maturity that match, as closely as possible, the estimated future cash outflows.

All annual leave and unconditional long service leave provisions are classified as current liabilities as the Authority does not have an unconditional right to defer settlement of the liability for at least 12 months after the balance sheet date.

Leave benefits are calculated at remuneration rates expected to be paid when the liabilities are settled. A liability for long service leave is recognised after an employee has completed four years of service. An actuarial assessment for long service leave undertaken by PriceWaterHouseCoopers Actuaries in 2008 determined that the liability measured using the short hand method was not materially different from the liability measured using the present value of expected future payments.

Superannuation

The Government Employees Superannuation Board (GESB) administers the following superannuation schemes:

Employees may contribute to the Pension Scheme, a defined benefit pension scheme now closed to new members or the Gold State Superannuation Scheme (GSS), a defined benefit lump sum scheme also closed to new members.

Employees commencing employment prior to 16 April 2007 who were not members of either the Pension or the GSS Schemes became non-contributory members of the West State Superannuation Scheme (WSS). Employees commencing employment on or after 16 April 2007 became members of the GESB Super Scheme (GESBS). Both of these schemes are accumulation schemes. The Authority makes concurrent contributions to GESB on behalf of employees in compliance with the Commonwealth Government's Superannuation Guarantee (Administration) Act 1992. These contributions extinguish the liability for superannuation charges in respect of the WSS and GESBS Schemes.

Employment On-Costs

Employment on-costs, including workers' compensation insurance, are not employee benefits and are recognised separately as liabilities and expenses when the employment to which they relate has occurred. Employment on-costs are included as part of 'Other expenses' and are not included as part of the Authority's 'Employee benefits expense' and the related liability is included in 'Employment on-costs provision'. See note 21 'Provisions'.

(o) Superannuation expense

The following elements are included in calculating the superannuation expense in the Income Statement:

(a) Defined benefit plans - Change in the unfunded employer's liability assumed by the Treasurer in respect of current employees who are members of the Pension Scheme and current employees who accrued a benefit on transfer from that Scheme to the Gold State Superannuation Scheme (GSS); and

(b) Defined contribution plans - Employer contributions paid to the GSS and the West State Superannuation Scheme (WSS), and the GESB Super Scheme (GESBS).

Defined benefit plans - in order to reflect the true cost of services, the movements in the liabilities in respect of the Pension Scheme and the GSS transfer benefits are recognised as expenses.

The superannuation expense does not include payment of pensions to retirees, as this does not constitute part of the cost of services provided in the current year.

The GSS Scheme is a defined benefit scheme for the purposes of employees and whole-of-government reporting. However, apart from the transfer benefit, it is a defined contribution plan for agency purposes because the concurrent contributions (defined contributions) made by the agency to GESB extinguishes the agency's obligations to the related superannuation liability.

NOTES TO THE FINANCIAL STATEMENTS

for the year ended 30 June 2008

(p) Comparative Figures

Comparative figures are, where appropriate, reclassified to be comparable with the figures presented in the current financial year.

3. Judgements made by management in applying accounting policies

The judgements that have been made in the process of applying accounting policies that have the most significant effect on the amounts recognised in the financial statements include:

Operating Lease Commitments

The Authority has entered into a commercial lease and has determined that the lessor retains all the significant risks and rewards of ownership of the property. Accordingly, the lease has been classified as an operating lease.

4. Key sources of estimation uncertainty

The key estimates and assumptions made concerning the future, and other key sources of estimation uncertainty at the balance sheet date that have a significant risk of causing a material adjustment to the carrying amounts of assets and liabilities within the next financial year include:

Discount Rate used in estimating provisions
Salary inflation rate uses in estimating provisions.

5. Disclosure of changes in accounting policy and estimates

Initial application of an Australian Accounting Standard

The Authority has applied the following Australian Accounting Standards and Australian Accounting Interpretations effective for annual reporting periods beginning on or after 1 July 2007.

1. AASB 7 'Financial Instruments: Disclosures' (including consequential amendments in AASB 2005-10 'Amendments to Australian Accounting Standards [AASB 132, AASB 101, AASB 114, AASB 117, AASB 133, AASB 139, AASB 1, AASB 4, AASB 1023 & AASB 1038]'). This Standard requires new disclosures in relation to financial instruments and while there is no financial impact, the changes have resulted in increased disclosures, both quantitative and qualitative, of the Authority's exposure to risks, including enhanced disclosure regarding components of the Authority's financial position and performance, and changes to the way of presenting certain items in the notes to the financial statements.

Voluntary changes in Accounting Policy

The Authority in 2008 increased its asset capitalisation threshold from \$1,000 to \$5,000 for non-current assets. \$55,488 of assets with a cost less than \$5,000 were derecognised from non-current assets and charged to the opening balance of accumulated surplus as at 01 July 2006 as per AASB 108 and TI 1101.

Future impact of Australian Accounting Standards not yet operative

The Authority cannot early adopt an Australian Accounting Standard or Australian Accounting Interpretation unless specifically permitted by TI 1101 'Application of Australian Accounting Standards and Other Pronouncements'. Consequently, the Authority has not applied the following Australian Accounting Standards and Australian Accounting Interpretations that have been issued and which may impact the Authority but are not yet effective. Where applicable, the Authority plans to apply these Standards and Interpretations from their application date:

NOTES TO THE FINANCIAL STATEMENTS

for the year ended 30 June 2008

Title

Operative for reporting periods beginning on/after

AASB 101 'Presentation of Financial Statements' (September 2007). This Standard has been revised and will change the structure of the financial statements. These changes will require that owner changes in equity are presented separately from nonowner changes in equity. The Authority does not expect any financial impact when the Standard is first applied.

1 January 2009

AASB 2007-9 'Amendments to Australian Accounting Standards arising from the review of AASs 27, 29 and 31 [AASB 3, AASB 5, AASB 8, AASB 101, AASB 114, AASB 116, AASB 127 & AASB 137] (December 2007).

1 July 2008

The existing requirements in AAS 27, AAS 29 and AAS 31 have been transferred to the above new and existing topic-based Standards and Interpretation. These requirements remain substantively unchanged. AASB 1050, AASB 1051 and AASB 1052 only apply to government departments. The other Standards and Interpretation make some modifications to disclosures and provide additional guidance, otherwise, there will be no financial impact.

	2008	2007
	\$	\$
6. Employee benefits expense		
Wages and salaries (a)	1,073,657	1,066,099
Superannuation (b)	109,747	105,877
Annual leave (c)	6	(10,491)
Long Service leave (c)	35,052	(34,935)
	1,218,462	1,126,550

(a) Includes the value of the fringe benefit to the employee plus the fringe benefits tax component.

(b) Defined contribution plans include West State, Gold State and GESB Super Scheme (contributions paid).

(c) Includes a superannuation contribution component.

Employment on-costs such as workers' compensation insurance are included at note 11 'Other Expenses'. The employment on-costs liability is included at note 21 'Provisions'.

7. Supplies and services

Communications	39,231	42,871
Consultants and contractors	312,353	286,736
Consumables	50,125	51,602
Travel	14,587	14,579
Other	36,265	36,567
	452,561	432,355

NOTES TO THE FINANCIAL STATEMENTS

for the year ended 30 June 2008

	2008	2007
	\$	\$
8. Depreciation and amortisation expense		
Motor vehicles	30,331	30,257
Office Establishment	14,051	15,657
Equipment and apparatus	3,106	5,056
Computing equipment and software	31,822	35,333
Furniture	381	950
	<u>79,691</u>	<u>87,253</u>
9. Accommodation expenses		
Lease rentals	116,836	115,093
Cleaning	55,877	56,052
	<u>172,713</u>	<u>171,145</u>
10. Grants and sponsorships		
Health promotion and research grants	5,758,049	5,875,764
Arts sponsorships	2,901,293	2,847,399
Sport sponsorships	5,810,553	5,894,137
Racing sponsorships	882,250	859,502
Support sponsorships	1,906,947	1,791,982
Evaluations	331,000	331,000
	<u>17,590,092</u>	<u>17,599,784</u>
11. Other expenses		
Other staff costs	20,888	10,133
Maintenance	6,324	21,160
	<u>27,212</u>	<u>31,293</u>
12. Interest revenue		
Bank Interest	1,214,687	982,756
	<u>1,214,687</u>	<u>982,756</u>
13. Other revenue		
Return of unexpended grants and sponsorships	238,450	357,594
Other	49,695	15,545
	<u>288,145</u>	<u>373,139</u>
14. Net gain/(loss) on disposal of non-current assets		
<u>Costs of Disposal of Non-Current Assets</u>		
Plant, equipment and vehicles	12,237	62,302
<u>Proceeds from Disposal of Non-Current Assets</u>		
Plant, equipment and vehicles	13,636	54,749
Net gain/(loss)	<u>1,399</u>	<u>(7,553)</u>

NOTES TO THE FINANCIAL STATEMENTS

for the year ended 30 June 2008

	2008 \$	2007 \$
15. Income from State Government		
Appropriation received during the year:		
Service appropriation	18,635,000	18,179,000
	<u>18,635,000</u>	<u>18,179,000</u>
16. Cash and cash equivalents		
Held at Treasury - WA Health Promotion Fund	7,908,329	7,654,162
Cash on Hand	143	93
	<u>7,908,472</u>	<u>7,654,255</u>
17. Receivables		
Current		
GST receivable	864,130	810,989
Interest receivable	211,000	165,500
Other debtors	4,219	947
	<u>1,079,349</u>	<u>977,436</u>
18. Other assets		
Prepayments	3,903	4,240
	<u>3,903</u>	<u>4,240</u>
19. Property, plant and equipment		
<u>Motor Vehicles</u>		
At Cost	135,841	160,453
Less Accumulated depreciation	53,217	32,314
	<u>82,624</u>	<u>128,139</u>
<u>Fixtures and Fittings</u>		
At Cost	267,447	267,447
Less Accumulated depreciation	106,551	92,386
	<u>160,896</u>	<u>175,061</u>
<u>Equipment and Apparatus</u>		
At Cost	21,011	21,011
Less Accumulated depreciation	15,827	13,075
	<u>5,184</u>	<u>7,937</u>
<u>Computing Equipment and Software</u>		
At Cost	131,288	137,023
Less Accumulated depreciation	85,460	94,799
	<u>45,828</u>	<u>42,224</u>
<u>Furniture</u>		
At Cost	-	-
Less Accumulated depreciation	-	-
	<u>-</u>	<u>-</u>
	<u>294,532</u>	<u>353,361</u>

NOTES TO THE FINANCIAL STATEMENTS

for the year ended 30 June 2008

Reconciliations of the carrying amounts of property, plant and equipment and vehicles at the beginning and end of the current and previous financial year are set out below:

	Motor Vehicles \$	Fixtures and Fittings \$	Equipment and Apparatus \$	Computing Equipment \$	Furniture \$	Total \$
2008						
Carrying amount at the start of the year	128,139	175,061	7,937	42,224	-	353,361
Additions	-	-	-	33,114	-	33,114
Disposals (a)	(15,184)	(114)	353	2,311	381	(12,252)
Depreciation	(30,331)	(14,051)	(3,106)	(31,822)	(381)	(79,691)
Carrying amount at the end of the year	82,624	160,896	5,184	45,828	-	294,532

(a) The adoption of the new capitalisation threshold of \$5000 has resulted in assets that had values of under \$5000 being declassified as assets and accounted for in Equity.

	Motor Vehicles \$	Fixtures and Fittings \$	Equipment and Apparatus \$	Computing Equipment \$	Furniture \$	Total \$
2007						
Carrying amount at the start of the year	125,526	194,570	17,185	43,041	6,463	386,785
Additions	93,091	1,902	3,575	69,417	3,633	171,618
Disposals (a)	(60,221)	-	-	(810)	(1,270)	(62,301)
Threshold change	-	(5,754)	(7,767)	(34,091)	(7,876)	(55,488)
Depreciation	(30,257)	(15,657)	(5,056)	(35,333)	(950)	(87,253)
Carrying amount at the end of the year	128,139	175,061	7,937	42,224	-	353,361

There were no indications of impairment to property, plant and equipment at 30 June 2008.

20. Payables

	2008 \$	2007 \$
Current		
Trade payables	22,573	21,307
Grants and sponsorships	7,209,725	7,535,209
	<u>7,232,298</u>	<u>7,556,516</u>

21. Provisions

	2008 \$	2007 \$
Current		
Employee benefits provision		
Annual Leave (a)	85,205	89,763
Long service leave (b)	151,840	114,458
Other provisions		
Employment on-costs (c)	20,881	18,284
	<u>257,926</u>	<u>222,505</u>

NOTES TO THE FINANCIAL STATEMENTS

for the year ended 30 June 2008

	2008	2007
	\$	\$
Non-current		
Employee benefits provision		
Long service leave(b)	42,388	79,791
Other provisions		
Employment on-costs (c)	3,296	6,146
	<u>45,684</u>	<u>85,937</u>

(a) Annual leave liability

Annual leave liabilities have been classified as current as there is no unconditional right to defer settlement for at least 12 months after balance sheet date. Assessments indicate that actual settlement of the liabilities will occur as follows:

Within 12 months of balance sheet date	59,723	65,847
More than 12 months after balance sheet date	25,482	23,916
	<u>85,205</u>	<u>89,763</u>

(b) Long service leave liability

Long service leave liabilities have been classified as current where there is no unconditional right to defer settlement for at least 12 months after balance sheet date. Assessments indicate that actual settlement of the liabilities will occur as follows:

Within 12 months of balance sheet date	102,319	102,775
More than 12 months after balance sheet date	91,909	91,474
	<u>194,228</u>	<u>194,249</u>

(c) Employment on-costs

The settlement of annual and long service leave liabilities gives rise to the payment of employment on-costs including workers' compensation insurance. The provision is the present value of expected future payments. The associated expense, apart from the unwinding of the discount (finance cost), is disclosed in note 11 'Other expenses'.

Movements in Other Provisions		
Employment on-cost provisions		
Carrying amount at the start of year	24,430	31,610
Additional provision recognised	(253)	(7,180)
Carrying amount at year end	<u>24,177</u>	<u>24,430</u>

22. Other current liabilities

Current		
Accrued Board and Committee fees	-	13,925
Accrued salaries	7,840	3,932
Amount owing to the ATO	35,651	-
Other	2,233	353
	<u>45,724</u>	<u>18,210</u>

NOTES TO THE FINANCIAL STATEMENTS

for the year ended 30 June 2008

23. Equity

Equity represents the residual interest in the net assets of Healthway. The Government holds the equity interest in Healthway on behalf of the community.

Accumulated surplus

Balance at start of year	1,106,124	1,082,650
Change in accounting policy (a)	-	(55,488)
Restated balance at start of period	1,106,124	1,027,162
Result for the period	598,500	78,962
Balance at the end of the year	<u>1,704,624</u>	<u>1,106,124</u>

(a) The Foundation in 2008 increased its asset capitalisation threshold from \$1,000 to \$5,000 for non current assets. \$55,488 of assets with a cost of less than \$5,000 were derecognised from non-current assets and charged to the opening balance of accumulated surplus as at 01 July 2006 as per AASB 108 and TI 1101.

24. Notes to the Cash Flow Statement

Reconciliation of cash

Cash at the end of the financial year as shown in the Cash Flow Statement is reconciled to the related items in the Balance Sheet as follows:

Cash and cash equivalents	7,908,329	7,654,162
Cash on hand	143	93
	<u>7,908,472</u>	<u>7,654,255</u>
Reconciliation of net cost of services to net cash flows used in operating activities		
Net cost of services	(18,036,500)	(18,100,038)
Non-cash items:		
Depreciation	79,691	87,253
(Gain)/Loss on Disposal of Assets	(1,399)	7,553
(Increase)/decrease in assets:		
Current receivables	(48,772)	(16,461)
Other current assets	337	14,606
Increase/(decrease) in liabilities:		
Current payables	(324,218)	492,836
Current provisions	35,421	(3,192)
Other current liabilities	27,514	(16,190)
Non-current provisions	(40,253)	(25,163)
Net GST receipts/(payments)	109,122	43,792
Change in GST in receivables/payables	(162,248)	(45,766)
Net cash used in operating activities	<u>(18,361,305)</u>	<u>(17,560,770)</u>

At the balance sheet date, the Authority had fully drawn on all financing facilities, details of which are disclosed in the financial statements.

NOTES TO THE FINANCIAL STATEMENTS

for the year ended 30 June 2008

25. Commitments

(a) Grants expenditure commitments

Grant expenditure commitments relate to the Board's approval to fund applications which were received on or prior to 30 June 2008 and are contingent on Healthway's continued existence and future revenue being received. The balance is not recognised as a liability until the year payment is to be made. The amounts payable are as follows:

Within 1 year	7,864,629	7,305,968
Later than 1 year and not later than 5 years	1,869,526	3,761,628
Later than 5 years	-	-
	<u>9,734,155</u>	<u>11,067,596</u>

(b) Non-cancellable operating lease commitments

Commitments for minimum lease payments are payable as follows:

Within 1 year	212,207	159,857
Later than 1 year and not later than 5 years	281,100	223,606
Later than 5 years	-	-
	<u>493,307</u>	<u>383,463</u>

The property lease is a non-cancellable lease with rent payable monthly in advance. Contingent rental provisions within the lease agreement require that the minimum lease payments shall be increased by the lower of CPI or 4% per annum. An option exists to renew the lease on 10 March 2008, for an additional two year term, expiring 10 March 2010.

(c) Motor vehicle lease commitments

Commitments for minimum lease payments are payable as follows:

Within 1 year	8,334	-
Later than 1 year and not later than 5 years	4,167	-
Later than 5 years	-	-
	<u>12,501</u>	<u>-</u>

26. Contingent liabilities and contingent assets

There were no known contingent liabilities and contingent assets at balance sheet date and at the date of signing the financial report.

27. Events occurring after the balance sheet date

No events, matters or circumstances have arisen since the end of the balance sheet date which significantly affected or may significantly affect the operations of the Authority, the results of those operations, or the state of affairs of the Authority in future financial years.

28. Explanatory statement

(a) Significant variations between estimated and actual results for 2008

Significant variations are considered to be those greater than 10% and \$25,000.

NOTES TO THE FINANCIAL STATEMENTS

for the year ended 30 June 2008

	Budget \$	Actual \$	Variance \$
Expenses			
Supplies and services	512,000	452,561	59,439
This variation mainly reflects the introduction of monthly fees charged by the Shared Services Centre for the provision of financial services to Healthway from February 2008 and a CPI review of leased premises.			
Revenues			
Interest	950,000	1,214,687	(264,687)
Movements in interest rates have resulted in higher interest earnings than previously estimated.			
Other revenue	0	288,145	(288,145)
This revenue mainly represents unspent funds returned by grant and sponsorship recipients in accordance with Grant and Sponsorship Agreements.			

(b) Significant variations between actual results for 2007 and 2008

Significant variations are considered to be those greater than 10% and \$25,000.

	2008 \$	2007 \$	Variance \$
Revenue			
(i) Interest revenue	1,214,687	982,756	231,931
Movements in the interest rates and cash balances have resulted in higher earnings than the previous year.			
(ii) Other revenue	288,145	373,139	(84,994)

The revenue received mainly represents unspent grant and sponsorship funds returned to Healthway.

29. Financial Instruments

(a) Financial Risk Management Objectives and Policies

Financial instruments held by the Authority are cash and cash equivalents, receivables and payables. Healthway has limited exposure to financial risks. Healthway's overall risk management program focuses on managing the risks identified below.

Credit risk

Credit risk arises when there is the possibility of the Authority's receivables defaulting on their contractual obligations resulting in financial loss to the Authority. The Authority measures credit risk on a fair value basis and monitors risk on a regular basis.

NOTES TO THE FINANCIAL STATEMENTS

for the year ended 30 June 2008

The maximum exposure to credit risk at balance sheet date in relation to each class of recognised financial assets is the gross carrying amount of those assets inclusive of any provisions for impairment.

Credit risk associated with the Authority's financial assets is minimal. For receivables other than government, the Authority trades only with recognised, creditworthy third parties. The Authority has policies in place to ensure that sales of products and services are made to customers with an appropriate credit history. In addition, receivable balances are monitored on an ongoing basis with the result that the Authority's exposure to bad debts is minimal. There are no significant concentrations of credit risk.

Liquidity risk

The Authority is exposed to liquidity risk through its trading in the normal course of business. Liquidity risk arises when the Authority is unable to meet its financial obligations as they fall due.

The Authority has appropriate procedures to manage cash flows including drawdowns of appropriations by monitoring forecast cash flows to ensure that sufficient funds are available to meet its commitments.

WATC manage and invest cash balances on behalf of the Agency. The return on cash investments are subject to fluctuating interest rates.

Market risk

The Authority does not trade in foreign currency and is not materially exposed to other price risks (for example, equity securities or commodity prices changes). The Authority's exposure to market risk for changes in interest rates relate primarily to cash investments.

(b) Categories of Financial Instruments

In addition to cash, the carrying amounts of each of the following categories of financial assets and financial liabilities at the balance sheet date are as follows

	2008	2007
Financial Assets		
Cash and cash equivalents	7,908,472	7,654,255
Loans and receivables (a)	215,219	166,447
Financial Liabilities		
Financial liabilities measured at amortised cost	7,278,022	7,574,726

(a) The amount of loans and receivables excludes GST recoverable from the ATO (statutory receivable).

(c) Financial Instruments disclosures

Interest Rate Risk Exposure

The following table details the Authority's exposure to interest rate risk as at the reporting date:

NOTES TO THE FINANCIAL STATEMENTS

for the year ended 30 June 2008

	Weighted Average Effective Interest Rate	Floating Interest Rate	Non Interest Bearing	Total
2008				
<u>Financial Assets</u>				
Cash and cash equivalents	6.913%	7,908,329	143	7,908,472
Receivables			215,219	215,219
		7,908,329	215,362	8,123,691
<u>Financial Liabilities</u>				
Payables			7,232,298	7,232,298
Other liabilities			45,724	45,724
		-	7,278,022	7,278,022
2007				
<u>Financial Assets</u>				
Cash and cash equivalents	6.022%	7,654,162	93	7,654,255
Receivables (a)			166,447	166,447
		7,654,162	166,540	7,820,702
<u>Financial Liabilities</u>				
Payables			7,556,516	7,556,516
Other liabilities			18,210	18,210
		-	7,574,726	7,574,726

(a) The amount of receivables excludes GST recoverable from the ATO (statutory receivable).

The amounts disclosed are the contractual undiscounted cash flows of each class of financial liabilities.

NOTES TO THE FINANCIAL STATEMENTS

for the year ended 30 June 2008

Interest rate sensitivity analysis

The following table represents a summary of the interest rate sensitivity of the Authority's financial assets and liabilities at the balance sheet date on the surplus for the period and equity for a 1% change in interest rates. It is assumed that the change in interest rates is held constant throughout the reporting period.

	Carrying amount	-1% change		+1% change	
		Profit	Equity	Profit	Equity
		\$	\$	\$	\$
2008					
<u>Financial Assets</u>					
Cash and cash equivalents	7,908,329	(79,083)	(79,083)	79,083	79,083
		<u>(79,083)</u>	<u>(79,083)</u>	<u>79,083</u>	<u>79,083</u>

2007

Financial Assets

Cash and cash equivalents	7,654,162	(76,542)	(76,542)	76,542	76,542
		<u>(76,542)</u>	<u>(76,542)</u>	<u>76,542</u>	<u>76,542</u>

Fair Values

The carrying amount of financial assets and financial liabilities recorded in the financial statements are not materially different from their net fair values, determined in accordance with the accounting policies disclosed in Note 2 to the financial statements.

30. Remuneration of members of the Accountable Authority and senior officers

Remuneration of Members of the Accountable Authority

The number of members of the Accountable Authority whose total of fees, salaries, superannuation, nonmonetary benefits and other benefits for the financial year, falls within the following bands:

	2008	2007
\$0 - \$10,000	4	7
\$10,001 - \$20,000	4	6
\$20,001 - \$30,000	1	-

The total remuneration of the members of the Accountable Authority is: 84,702 85,711

The superannuation included here represents the superannuation expense incurred by the Authority in respect of the Accountable Authority.

Remuneration of Senior Officers

The number of senior officers, other than senior officers reported as members of the Accountable Authority, whose total of fees, salaries, superannuation, non-monetary benefits and other benefits for the financial year, fall within the following bands are:

NOTES TO THE FINANCIAL STATEMENTS
for the year ended 30 June 2008

	2008	2007
\$100,001 - \$110,000	2	2
\$110,001 - \$120,000	1	1
\$130,001 - \$140,000	1	2
\$180,001 - \$190,000	1	-
The total remuneration of senior officers is:		
	655,423	602,751

The superannuation included here represents the superannuation expense incurred by the Authority in respect of senior officers other than senior officers reported as members of the Accountable Authority. No senior members are members of the pension scheme.

31. Remuneration of auditor

Remuneration payable to the Auditor General for the financial year is as follows:

Auditing of the accounts, financial statements and performance indicators.	36,600	29,500
--	--------	--------

32. Related bodies

The Authority had no related bodies during the financial year.

33. Affiliated bodies

The Authority had no affiliated bodies during the financial year.

CERTIFICATION OF PERFORMANCE INDICATORS

We hereby certify that the performance indicators are based on proper records, are relevant and appropriate for assisting users to assess the Western Australian Health Promotion Foundation's performance and fairly represent the performance of the Western Australian Health Promotion Foundation for the year ending 30 June 2008.



Jenn Morris
Chairperson



Maurice Swanson
Deputy Chairman

31 July 2008

PERFORMANCE INDICATORS 2007/08

KEY OUTCOME

Healthway's outcome is to increase individual knowledge and skills, and change behaviour and community and organisational policies and environments to improve health.

Effectiveness Indicators

Healthway's effectiveness indicators report on distinct areas that measure the extent to which Healthway's key outcome has been met.

These indicators are as follows:

- extent to which funded organisations have met the requirements and objectives agreed to with Healthway (refer to contractual evaluation measure);
- extent to which sponsorship as a strategy contributes to health behaviour change (refer to Sponsorship Monitor Survey); and
- extent to which Healthway support has enabled capacity building activities in the community (refer to capacity building indicator).

Since 1992, a range of quantitative evaluative data measuring the outcomes of Healthway funded projects have been extracted and reported both by Healthway, and by the Health Promotion Evaluation Unit (HPEU) which is an independent Unit formerly based at The University of Western Australia and now based at Edith Cowan University.

Contractual Evaluation Measure

Extent to which funded organisations have met the requirements and objectives agreed to with Healthway

Healthway has adopted a six point scale under a Graduated Project Evaluation approach, developed through HPEU.

Grant and sponsorship recipients are required to complete statistical forms and submit an evaluation report at the conclusion of each project. Other reports are provided by Healthway Board members, Committee members and staff or by health agency representatives monitoring the respective grant or sponsorship.

Following consideration of the above, each project is then allocated a score by Healthway, based on an established set of criteria which reflects project performance against contractual expectations and obligations.

These scores are then aggregated in the table below and reflected against respective program areas.

Key to Scores

Score	Descriptive Interpretation	Notional number
-------	----------------------------	-----------------

		interpretation
6	The outcomes ¹ of the project exceeded those required by the contract to a very substantial degree. The project delivered outstanding value for money.	150%+
5	The outcomes ¹ of the project exceeded those required by the contract to a large degree. The project delivered excellent value for money.	120-149%
4	The outcomes ¹ of the project were consistent with, or in the vicinity of, those required by the contract. The project delivered good value for money.	95-119%
3	The outcomes ¹ of the project fell short of those required by the contract, but were still within the bounds of acceptability. The project delivered marginally adequate value for money.	75-94%
2	The outcomes ¹ of the project fell well short of those required by the contract. The project delivered poor value for money.	50-74%
1	The outcomes ¹ of the project fell short of those required by the contract to a very substantial degree. The project delivered completely unacceptable value for money.	<50%

Contractual Evaluation Measures of all Projects and Sponsorships

Contractual evaluation measure: Average contractual evaluation score (cf. Norm of 4.0)	2007/08 Actual	2007/08 Target	2006/07	2005/06
Health Promotion Projects	3.9	4.0	4.0	4.1
Arts projects	4.1	4.0	4.1	4.0
Sport projects	3.9	4.0	3.9	3.9
Racing projects	4.0	4.0	4.3	4.0
Support Sponsorship	4.0	4.0	4.1	4.0

The contractual evaluation measures for 2007/08 are consistent with previous years. The measures reflect that grant and sponsorship recipients continue to understand and meet Healthway's objectives and the requirements contained within grant and sponsorship agreements. These requirements generally include the implementation of health promoting policies and environmental changes as part of an organisation's operations.

For organisations in receipt of a grant or sponsorship of more than \$20,000 from Healthway, the requirement to develop and implement a comprehensive health policy covering areas such as tobacco control, nutrition, physical activity, sun protection, safe sport practices and alcohol and drug use has been a core requirement since January 2003. The requirement has gradually been expanded to organisations receiving less than \$20,000. Currently more than 170 health, sport, arts and racing organisations have lodged copies of their health policies with Healthway.

In the period ahead, Healthway will continue to support organisations to meet contractual obligations in a manner that will also help to maintain health promotion outcomes beyond the terms of the contract.

¹ Reference to outcomes takes into account measures relating to educational strategies, population reach, contributions to increases in individual knowledge and skills and the extent to which organisations have implemented health policies and maintain a healthy environment. These contractual evaluation measures relate directly to Healthway's overall outcome.

Targets proposed for 2008/09 (below) are consistent with prior years. The period will include the first year of implementation of a new Strategic Plan 2008 – 2011, during which Healthway will be working closely with stakeholders to address a range of new and emerging health promotion priorities:

Contractual evaluation measure: Average contractual evaluation score (cf. Norm of 4.0)	2008/09 Target
Health Promotion Projects	4.0
Arts projects	4.0
Sport projects	4.0
Racing projects	4.0
Support Sponsorship	4.0

Sponsorship Monitor Survey

<i>Extent to which sponsorship as a strategy contributes to health behaviour change</i>

	2008/09 Target	2006/07	2004/05	2002/03
% People attending Healthway sponsored events who were aware of the health message	68%	72%	67%	71%
% People attending a Healthway sponsored event who correctly understood the health message	66%	65%	63%	68%
% People who showed intention to act on health message	17%	21%	17%	16%

As part of their evaluation work, HPEU undertakes extensive audience surveys at various Healthway sponsored events. This measures the impact of health messages on audiences, including the level of health message awareness, understanding of the message and intention to act on the message.

These studies confirm the effectiveness of sponsorship as a strategy to achieve high levels of awareness and comprehension of a health message at a sport, arts or racing event. They also provide evidence that health sponsorship can lead to behaviour change.

Due to the complexity of the survey and the analysis required, these extensive surveys are now undertaken every alternate year.

The most recent Sponsorship Monitor was conducted in 2006/07, where for organisations monitored, one event was randomly selected from a range of eligible sponsored events. Surveys were conducted at each event of between 50 and 100 audience members depending on the size of the event, using either interviewer-administered or self-completion questionnaires. Data was collected on the cognitive impact of the health message, specifically audience awareness, understanding of the attitudes to the message, intentions and behaviour in relation to the message. Audience members were randomly selected. Standard procedures were also used to monitor interviewer response rates. Overall, the response rate for interviewer-administered questionnaires was 57%. The methods for conducting the Sponsorship Monitor have been published by Donovan et al (1999).²⁹

Data collection for the 2006/07 Sponsorship Monitor took place from July 2006 to June 2007 and involved audience surveys from randomly selected events representing 34 major Healthway

sponsored sport, arts and racing projects in metropolitan and regional areas. In total, 2,389 people were sampled for the 2006/07 Sponsorship Monitor. The total population size is the sum of audience attendances at all events included in the Sponsorship Monitor that year. This figure is not known and cannot be reliably estimated because of difficulties in accurately recording attendance at sponsored events. The report on the Sponsorship Monitor Evaluation Results 2006/07 was delivered to Healthway in August 2007.

Some variability of the Survey results between sponsorship years is expected as the sampling distribution varies slightly. In 2006/07, fewer interview-administered surveys were completed in comparison to previous years, which reflects in part differences in the types of projects sponsored within the data collection period.

Total awareness of the health message in this period was slightly higher than in previous years (71.8% in 2006/07 compared with 67.1% in 2004/05 and 71.4% in 2002/03). Measures of comprehension and acceptance of the health sponsorship messages also remained high and importantly, intention to act on the message was higher than in previous years resulting in a higher reported level of action. Overall 10.7% of respondents surveyed indicated they were sufficiently stimulated to take some relevant action as a result of exposure to a health message, compared with 8.5% in 2004/05 and 8.3% in 2002/03.

The study continues to provide evidence of the effectiveness of sponsorship as a strategy to achieve high awareness, comprehension and acceptance of a health message and confirm that health sponsorship can achieve self reported behaviour change. Some tolerance in the overall proportion of people aware of health messages between sponsorship monitor periods is expected due to the varying nature, type and number of projects captured in each survey.

The results for comprehension and acceptance of health messages in the 2006/07 Survey suggest that the sponsorship strategies during the period provided the educational components needed to reinforce the health message. The observed increase in intention and action is considered at least in part to have resulted from successful incorporation of action-oriented components and the expansion of health promoting environments to encourage and reinforce positive behaviour change. Healthway's focus on Sponsorship Officer training via inter-agency development days to encourage the sharing of ideas and discussion of effective sponsorship methods may also have had a flow on effect across sponsorships.

As indicated in the table above, targets have been set for 2008/09, covering the 12 months in which the next sponsorship monitor is planned. While the monitor results for 2006/07 exceeded the targets set, the targets for 2008/09 are commensurate with the targets set for the 2006/07 monitor. This reflects the anticipated focus on some new health promotion priorities and messages in the period of the next Strategic Plan 2008 – 2011, which may have an impact, at least in the short term, on awareness, comprehension and action levels until new programs and campaigns are fully established.

Capacity Building

Extent to which Healthway support has enabled capacity building activities in the community

The Healthway Strategic Plan 2004-2007 placed a priority on building and sustaining capacity of individuals, organisations and communities to promote and improve the health of Western Australians. This has been reinforced in the new Healthway Strategic Plan 2008-2011 with two of the overarching themes being "sustainable change" and "investing in the future".

For Healthway, capacity building recognises the development of sustainable skills, structures, resources and commitment to embrace behavioural change that continues beyond the term of a project or program.

Healthway has identified four capacity building domains as follows:

1. Organisational commitment including policy changes;
2. Building partnerships and creating supportive environments;
3. Building health promotion skills and activities; and
4. Reaching new priority groups.

These domains form part of an extensive and comprehensive Organisational Survey conducted independently by the Health Promotion Evaluation Unit (HPEU) every four years.

The next full Organisational Survey is due to be conducted in 2008/09 and capacity building survey results will be included in the Annual Report for that period. However, data extracted from a HPEU field study during 2007/08 provide evidence which suggests that Healthway's effectiveness in relation to building capacity has been maintained.

The primary purpose of the study was to identify any systematic differences between organisations receiving Healthway funding and those who no longer received funding. However the survey included questions relating to many of the measures of organisational capacity building developed as part of Healthway's performance indicators and included in the full Organisational Survey. A total of 112 sport, arts and racing organisations previously sponsored by Healthway, were contacted by telephone in September 2007.

Since the 2007 survey obtained data from sport, arts and racing organisations only, to enable a comparison with the previous Organisational survey results of 2005/06, Table A below presents comparative data from the both surveys relating only to the responses of sport, arts and racing organisations (i.e. the impact of responses from health organisations has been removed from the Organisational Survey results in 2005/06)

The results in Table A show similar levels of capacity development amongst the sport, arts and racing organisations in the field study compared with those surveyed in 2005. The data indicate that Healthway had a strong influence in the large movement in the proportion of organisations that had increased organisational commitment to health and implemented health priorities. The 2007 data also provides evidence for the continued effects of Healthway on sponsored sport, art and racing organisations beyond the term of Healthway funding.

Table B below provides the results of the full set of data as collected in previous surveys (as reported in the 2006/07 Healthway Annual Report). This will be expanded in 2008/09 with the capacity building indicator results from the next full Organisational Survey for which data is scheduled to be collected in early 2009.

As reported in 2006/07, the Organisational Survey results in Table B indicate that capacity building measures/indicators relating to the implementation of health policies, health promotion skills and reaching new priority groups have generally increased compared with 2001/02 and maintained similar levels compared with 2004/05.

The targets established for 2008/09 are also included in Table B below. The targets for the domains of Building Partnerships and Creating Supportive Environments and Commitment to Building and Sustaining Health Promotion Skills are slightly higher than the actual measures achieved in 2005/06, but reflect the commitment to "sustainable change" and "investing in the future" encapsulated in the new Strategic Plan 2008 – 2011. The targets for the two remaining capacity building domains are consistent with the achievements in 2005/06. In relation to Organisations reaching new priority groups, this reflects that Healthway will be seeking to engage with a number of new partners and sectors in the period ahead working directly with the identified priority population groups, in addition to encouraging existing sponsored or grant funded groups to extend the reach of existing programs.

In view of the implementation of the new Strategic Plan 2008-2011 it is also envisaged that a review of the questions and approach of the Organisational Survey will be undertaken by Healthway and HPEU during the year ahead. Accordingly there may be some revision of the capacity building indicators and measures in the future.

Table A

Abridged Survey	2007/08	2005/06
Surveyed projects	112	462
% organisations implementing health policies and demonstrating commitment to health promotion	82	78
% organisations building partnerships and creating supportive environments	72	70
% organisations commitment to building and sustaining health promotion skills	64	65
% organisations reaching new priority groups	62	62

Table B

	2008/09 Target	2005/06 I	2004/05	2001/02	1997/98
Surveyed projects		462	220	672	616
% organisations implementing health policies and demonstrating commitment to health promotion	75	75	75	61	50
% organisations building partnerships and creating supportive environments	65	63	65	67	64
% organisations commitment to building and sustaining health promotion skills	74	73	69	68	74
% organisations reaching new priority groups	69	69	70	66	57

EFFICIENCY INDICATORS

Grants and Sponsorships

The efficiency indicator measures the average administrative cost for every \$100 of approved funding for the WA community through the grant and sponsorship programs.

The costing allocation methodology involves detailed process mapping of organisational wide work flow analysis assessing the direct proportion of labour effort component for processing, assessing, monitoring and acquitting grants and sponsorships which is utilised as the basis for calculating this efficiency indicator.

During 2007/08 a number of internal changes were made to the grant and sponsorship processes. Accordingly, the grant and sponsorship workflows were reviewed to incorporate current processes and improvements.

A target of \$9.75, for the average cost to Healthway for every \$100 approved of \$9.75 was set for the 2007/08 year. Minor movements in actual corporate costs has resulted in slightly higher average costs of \$9.98 per \$100 approved compared with the earlier estimate.

During 2008/09 the average cost per \$100 approved is expected to increase to \$10.40 which allows for increases in non-discretionary costs including salary and office lease increases.

	2007/08 Target	2007/08 actual	2006/07	2005/06
	\$	\$	\$	\$
Average cost per \$100 of approved funding	9.75	9.98	9.40	9.28

Capacity Building

Healthway has a clear commitment to building and sustaining health promotion capacity through its grant and sponsorship programs. Healthway activities reflect the continued support for the World Health Organisation’s philosophy and directions for health promotion, set out in the Ottawa Charter for Health Promotion 1986, which outlines that effective health promotion is based on:

- Building health public policy;
- Creating supportive environments for sustainable change;
- Strengthening community action;
- Developing personal knowledge and skills;
- Promoting shared community and social responsibility for improving health;
- Developing, consolidating and expanding partnerships for health;
- Increasing the skills and resources of communities to promote healthy behaviours; and
- Empowering individuals to make informed decisions

Successful funding applications that contain a health promotion capacity building component are reflected in the indicator below as an average cost per application for Healthway support provided towards assisting recipients to implement and sustain capacity building.

This support includes pre-funding application meetings with organisations to outline health policy requirements, support provided to health agencies which work with funding recipients and program specific workshops/seminars to encourage capacity building in funding applications.

This indicator is calculated using a measure of the level of direct labour effort contributed to capacity building activities as a portion of total Healthway administrative costs and taking into account the number of capacity building applications for the year.

In 2007/08 a target for the average cost per capacity building application was set at \$520. However, higher than expected capacity building applications during the year has resulted in the average cost per application being \$515. Higher capacity building applications reflects Healthway continued commitment and focus on sustainable change as an approach to improving the health of West Australians.

In May 2008 the new 2008-2011 Strategic Plan was launched which continues to recognise the value of capacity building strategies. This plan will be implemented during 2008/09 and this has been taken into account in estimating the average cost per capacity building application for 2008/09. Also an increase in non-discretionary corporate costs such as salary increases has resulted in the average cost per capacity building funding application expecting to rise to \$540.

	2007/08 Target	2007/08 Actual	2006/07	2005/06
	\$	\$	\$	\$
Average cost per funding application with a capacity building component	520	515	503	523

HEALTH PROMOTION PROJECTS APPROVED FOR FUNDING IN 2007/08

(Includes Years 1, 2 or 3 funding for multi-year projects)

<i>Organisation</i>	<i>Project Title</i>	<i>Amount</i>
<i>Determinants of Healthy Behaviour</i>		
Stoneham and Associates	Healthy Community Projects - Ongoing Support	\$ 20,000
<i>Diabetes prevention</i>		
Kimberley Population Health Unit	Development of the CSRC Program	\$ 33,000
<i>Good Nutrition Promotion</i>		
Buntine Primary School	Health Promoting Schools Grant	\$ 900
City of Mandurah	Help Yourself, Health and Harmony Project	\$ 5,970
Halls Creek District High School	Health Promoting Schools Grant	\$ 1,150
Kulin District High School	Health Promoting Schools Grant	\$ 2,860
South Ballajura Primary School	Health Promoting Schools Grant	\$ 1,830
WA School Canteen Association	Addressing Healthier Food in Sport Canteens	\$ 25,000
Wirrabirra Primary School	Health Promoting Schools Grant	\$ 2,200
<i>Health Promotion</i>		
Carson Street School	Health Promoting Schools Grant	\$ 1,860
Curtin University of Technology	Capacity Building - Population Health Congress 2008	\$ 1,500
Curtin University of Technology	The Public Health Advocacy Institute of Western Australia	\$ 300,000
Future Visions Inc	'The Cafe Club'	\$ 8,400
Kimberley Population Health Unit	Aboriginal Women's Health	\$ 5,000
Maggie Cox and Associates	Leadership Development in Health Promotion Program	\$ 150,000
National Heart Foundation of Aust (WA Division)	Health + Medicine	\$ 86,987
Office of Aboriginal Health	WA Health Conference 2008	\$ 10,000
South Metropolitan Public Health Unit	Healthy Councils, Healthy Communities Project	\$ 123,280
West Pilbara Community Health Service	Capacity Building - Population Health Congress 2008	\$ 1,500
<i>Mental Health Promotion</i>		
Curtin University of Technology	Mentally Healthy WA Phase II	\$ 400,000

HEALTH PROMOTION PROJECTS APPROVED FOR FUNDING IN 2007/08 (Continued)

(Includes Years 1, 2 or 3 funding for multi-year projects)

Physical Activity Promotion

National Heart Foundation of Aust (WA Division)	Targeting Parents to Encourage Walking and Cycling to School	\$ 110,000
---	--	------------

Physical Activity Promotion and Nutrition

Department of Sport and Recreation WA	Children and Adolescent Physical Activity and Nutrition Survey	\$ 150,000
---------------------------------------	--	------------

Tobacco Smoking Control

Aboriginal Health Council of WA Inc	Beyond the Big Smoke: a clear vision for Aboriginal tobacco control in WA	\$ 190,661
Aboriginal Health Council of WA Inc	Say No To Smokes Training and Dissemination Project	\$ 129,260
Ardross Primary School	SMART School	\$ 2,230
Australian Council on Smoking and Health	Australian Council on Smoking and Health 2006-2009	\$ 186,500
Avonvale Education Support Centre	SMART School	\$ 600
Beldon Primary School	SMART School	\$ 2,397
Bullsbrook District High School	SMART School	\$ 1,475
Busselton Senior High School	SMART School	\$ 1,910
Cancer Council Western Australia Inc. (The)	Capacity Building - Tobacco Control in the 21st Century	\$ 1,000
Cancer Council Western Australia Inc. (The)	Make Smoking History Campaign 2008-2010	\$ 320,000
Curtin University of Technology	WA Tobacco Document Searching Program 2006 - 2009	\$ 139,058
East Narrogin Primary School	SMART School	\$ 2,500
Endeavour Primary School	SMART School	\$ 2,300
Geraldton Senior College	SMART School	\$ 2,760
Gooseberry Hill Primary School	SMART School	\$ 697
Gosnells Primary School	SMART School	\$ 1,500
Governor Stirling Senior High School	SMART School	\$ 3,000
Lakeland Senior High School	SMART School	\$ 2,950
Maddington Primary School	SMART School	\$ 2,500
Mount Tarcoola Primary School	SMART School	\$ 2,500
Mt Barker Senior High School	SMART School	\$ 2,750
Mt Lawley Senior High School	SMART School	\$ 1,800
National Heart Foundation of Aust (WA Division)	Smarter than Smoking Project	\$ 622,432
Newton Primary School	SMART School	\$ 2,069
Oberthur Primary School	SMART School	\$ 1,620

HEALTH PROMOTION PROJECTS APPROVED FOR FUNDING IN 2007/08 (Continued)

(Includes Years 1, 2 or 3 funding for multi-year projects)

St Brigid's School	SMART School	\$ 2,000
St Denis School	SMART School	\$ 1,910
Thornlie Senior High School	SMART School	\$ 2,250

HEALTH PROMOTION RESEARCH PROJECTS APPROVED FOR FUNDING IN 2007/08

(Includes Years 1, 2 or 3 funding for multi-year projects)

Health Promotion Research

Assoc Prof Clare Roberts	Curtin University of Technology	Preventing challenging behaviours in children with intellectual disabilities	\$	109,155
Dr Marg Hall	Edith Cowan University Joondalup	Child-Centred Environments to Limit Early Aggression intervention trial	\$	115,256
Dr Lisa Wood	University of WA	Connected Communities: community centre setting and social determinants of health	\$	45,244
Dr Kate Brameld	University of WA	Folate intake and blood folate levels in the Western Australian Aboriginal Population	\$	90,242
Assoc Prof Sandra Thompson	Curtin University of Technology	Good news stories: Using the media to improve Aboriginal health	\$	104,750
Prof Peter Howat	Curtin University of Technology	Reducing overweight & obesity in mothers of young children (MYC)	\$	74,010
Prof Colin Binns	Curtin University of Technology	The influence of fathers on infant feeding practices in WA	\$	118,464
Dr Simone Pettigrew	University of WA	Addressing childhood obesity through school canteens	\$	110,000
Dr Susan Byrne	University of WA	Developing evidence-based recommendations for managing childhood obesity	\$	110,000
Prof Stephen Zubrick	Curtin University of Technology	1993 Western Australian Child Health Survey - 15 years on	\$	70,362
Dr Rosanna Rooney	Curtin University of Technology	Preventing childhood internalising disorders: 42- and 54- months follow up	\$	104,412
Dr Jaya Earnest	Curtin University of Technology	Strategies to enhance well-being of refugee youth in universities in Perth	\$	42,072
Prof Donna Cross	Edith Cowan University Joondalup	How Cyber Technology is Affecting Relational Aggression & Teenage Health	\$	64,334
Prof Bonnie Barber	Murdoch University	Promoting Positive Relationships After Divorce and Separation	\$	119,339
Dr Kay Cox	University of WA	Motivational interviewing to promote physical activity in older adults	\$	100,000
A/Prof Peter Howat	Curtin University of Technology	Web-based alcohol and tobacco intervention	\$	56,669
Clin Prof Carol Bower	University of WA	Alcohol in pregnancy: health promotion for health professionals	\$	110,000
Prof Rob Donovan	Curtin University of Technology	TCRDP - CBRCC Tobacco Control Research Fellowship Training Program	\$	90,000
Dr Margaret Hall	Edith Cowan University Churchlands	Strengthening pastoral care to reduce secondary students' harm from tobacco	\$	109,000
Prof Donna Cross	Edith Cowan University Joondalup	Parental Smoking Cessation & Children's Smoking Attitudes/Behaviours	\$	85,472
Prof Donna Cross	Edith Cowan University Joondalup	TCRDP - Optimising School Nurse Involvement in Youth Based Tobacco Control Programs	\$	80,000
A/Prof Ann Larson	University of WA	TCRDP - Family interventions to reduce tobacco smoke exposure of Pilbara Aboriginal Children	\$	80,000

Scholarship/Fellowship

Dr Lisa Wood	University of WA	Visiting Fellow - Kawachi & Subramanian	\$	35,000
Ms Roslyn Giglia	Curtin University of Technology	Health Promotion Research Fellowship - Roslyn Giglia	\$	89,507
Dr Mary Naissides	Curtin University of Technology	Tailoring interventions for obesity prevention in disadvantaged Western Australian communities	\$	79,417
Dr Ray James	Curtin University of Technology	Visiting Fellow - Dr Martin Caraher	\$	27,550
Ms Jacinta Francis	University of WA	Associations between public places and psychosocial outcomes in new residential environments	\$	28,600
Ms Marion Kickett	University of WA	Indigenous Research Training Scholarship - M Kickett	\$	29,000
Ms Roanna Lobo	Curtin University of Technology	Health Promotion Research Training Scholarship - Roanna Lobo	\$	26,464

HEALTH PROMOTION RESEARCH PROJECTS APPROVED FOR FUNDING IN 2007/08

(Includes Years 1, 2 or 3 funding for multi-year projects)

Miss Dionne Paki	Edith Cowan University Churchlands	Health Promotion Research Training Scholarship - D Paki	\$	24,000
Mrs Stacey Waters	Edith Cowan University Churchlands	Health Promotion Research Training Scholarship - S Waters	\$	27,200
Starter Grants				
Dr Kay Sauer	Curtin University of Technology	High School Teachers and Students attitudes toward skin cancer prevention	\$	19,902
Mrs Andrea Begley	Curtin University of Technology	What's cooking as a health promotion intervention for improving dietary intakes?	\$	19,338
Prof Peter Drummond	Murdoch University	A peer-education model of health promotion for children of West African refugees	\$	20,000
Dr Terri Pikora	University of WA	Wet and Wild: assessing injuries among recreational water users	\$	17,317
Dr Linda Slack-Smith	University of WA	linking child health and school dental data toward prevention	\$	20,000

SPORT SPONSORSHIP PROJECTS APPROVED FOR FUNDING IN 2007/08

(Includes Years 1, 2 or 3 funding for multi-year projects)

<i>Organisation</i>	<i>Project Title</i>	<i>Amount</i>	<i>Health Agency</i>	<i>Message</i>	<i>Support</i>
Alcohol and other drug misuse					
Baseball WA Limited	Development Programs 2007/08	\$ 82,000	Sports Medicine Australia (WA Branch)	Drug Free	\$ 9,000
City of Stirling	Beatball	\$ 20,000	Drug and Alcohol Office	Drug Aware	\$ 2,500
Drug and Alcohol Office	Co-sponsorship of Fremantle Football Club	\$ 30,000	Drug and Alcohol Office	Enough is Enough	\$ 3,000
Surfing Western Australia Inc	Drug Aware Pro Margaret River 2008	\$ 170,000	Drug and Alcohol Office	Drug Aware	\$ 22,000
Swan View Senior High School Parents and Citizens Assoc Inc	Moorditj Waabiny Sports & Cultural Carnival	\$ 3,500	Drug and Alcohol Office	Drug Aware Kit	\$ 350
Town of Kwinana	Midnight Basketball Australia	\$ 5,000	Drug and Alcohol Office	Drug Aware Kit	\$ 500
University of WA Sport and Recreation Association	2007 to 2009 Tertiary Sports WA Program	\$ 15,000	Drug and Alcohol Office	Enough is Enough	\$ 2,000
Western Australian Athletics Commission Inc	Annual Program 2007/08	\$ 50,000	Sports Medicine Australia (WA Branch)	Drug Free	\$ 7,000
Western Australian Athletics Commission Inc	Drug Free Track and Field Classic 2007	\$ 20,000	Sports Medicine Australia (WA Branch)	Drug Free	\$ 3,000
Western Australian Volleyball Association Inc	Volleyball - Active Participation	\$ 95,000	Drug and Alcohol Office	Drug Aware	\$ 10,000
YMCA Perth Youth & Community Services Inc	YMCA HQ's Summer Skate Series 2007	\$ 10,000	Drug and Alcohol Office	Drug Aware	\$ 2,000
Cancer Prevention					
Albany Boardriders (Inc)	Albany Wavefest	\$ 2,500	The Cancer Council Western Australia	SunSmart Kit	\$ 350
Amateur Rowing Association of WA	Project Support 2008-2010	\$ 38,000	The Cancer Council Western Australia	SunSmart	\$ 4,000
Bluegem Holdings Pty Ltd (T/A Trievents WA)	Women's Triathlon	\$ 5,000	The Cancer Council Western Australia	SunSmart Kit	\$ 700
Busselton Chamber of Commerce	Ironman Western Australia Triathlon 2007 & 2008	\$ 42,000	The Cancer Council Western Australia	SunSmart	\$ 3,000
Dragon Boating WA Inc	AUSDBF National Dragon Boat Championships	\$ 5,000	The Cancer Council Western Australia	SunSmart Kit	\$ 350
Flying Ant Skiff Association of Western Australia Inc	41st Flying Ant Skiff Association National Titles	\$ 2,500	The Cancer Council Western Australia	SunSmart Kit	\$ 350
Geraldton Yacht Club Inc	Sunsmart Geraldton Dragon Boat Classic 2007	\$ 3,000	The Cancer Council Western Australia	SunSmart Kit	\$ 350
Heirisson Island Tournament Water Ski Club	Schools Water Ski Program 2007/08	\$ 3,500	The Cancer Council Western Australia	SunSmart Kit	\$ 350

SPORT SPONSORSHIP PROJECTS APPROVED FOR FUNDING IN 2007/08 (Continued)

(Includes Years 1, 2 or 3 funding for multi-year projects)

Hopman Cup Pty Limited	Hyundai Hopman Cup	\$ 135,000	The Cancer Council Western Australia	SunSmart	\$ 25,000
Lancelin Chamber of Commerce and Industry	Children's Water Sport Development Program	\$ 2,000	The Cancer Council Western Australia	SunSmart Kit	\$ 350
Mirror Class Association of WA Inc	Mirror Training	\$ 2,000	The Cancer Council Western Australia	SunSmart Kit	\$ 350
Recfishwest	FishSmart SunSmart Program	\$ 47,000	The Cancer Council Western Australia	SunSmart	\$ 9,000
State Sailing Centre of WA Ltd	Active Participation in Boating Education in WA 2008-2011	\$ 33,000	The Cancer Council Western Australia	SunSmart	\$ 2,000
Surf Life Saving Australia Ltd	Australian Surf Life Saving Championships	\$ 150,000	The Cancer Council Western Australia	SunSmart	\$ 20,000
Surf Life Saving Western Australia Inc	SunSmart Partnership 2007-2008	\$ 90,000	The Cancer Council Western Australia	SunSmart	\$ 11,000
Surfing Western Australia Inc	SunSmart Junior Pro	\$ 20,000	The Cancer Council Western Australia	SunSmart	\$ 3,000
Surfing Western Australia Inc	SunSmart Projects 2008-2010	\$ 95,000	The Cancer Council Western Australia	SunSmart	\$ 12,000
Tennis West	Tennis Participation and Development Program 2007-2010	\$ 150,000	The Cancer Council Western Australia	SunSmart	\$ 15,000
WA Triathlon Association	Annual Program 2007/08	\$ 50,000	The Cancer Council Western Australia	SunSmart	\$ 6,000
WASA Region 2 Swimming Inc	WA Country Swimming Pennants 2008	\$ 8,000	The Cancer Council Western Australia	SunSmart	\$ 700
Western Australian Cricket Association	WACA SunSmart Community Cricket Program	\$ 250,000	The Cancer Council Western Australia	SunSmart	\$ 27,500
Western Australian Laser Association (The)	Metro and Regional Hot Spot Program	\$ 2,327	The Cancer Council Western Australia	SunSmart Kit	\$ 350
Western Australian Swimming Association	WA Swimming & Healthway Partnership	\$ 115,000	The Cancer Council Western Australia	SunSmart	\$ 14,000
Western Australian Water Polo Incorporated	SunSmart Junior Development Program 2007/08	\$ 40,000	The Cancer Council Western Australia	SunSmart	\$ 5,000
Good Nutrition Promotion					
Calisthenics Association of WA Inc	Development Program 2008-2009	\$ 30,000	The Cancer Council Western Australia	Go For 2 'n' 5	\$ 4,000
Equestrian Federation of Australia (WA) Branch Inc	2008 Equestrian Program	\$ 70,000	The Cancer Council Western Australia	Go For 2 'n' 5	\$ 5,000
Gymnastics Western Australia Inc	Active Participation Project 2008-2009	\$ 105,000	The Cancer Council Western Australia	Go For 2 'n' 5	\$ 13,000
Kalamunda and Districts Basketball Association (Inc)	Under 16 National Basketball Championships 2008	\$ 4,000	The Cancer Council Western Australia	Go For 2 'n' 5 Kit	\$ 350
Perth Lynx Limited	WNBL Seasons 2007-2008	\$ 65,000	The Cancer Council Western Australia	Go For 2 'n' 5	\$ 12,000
Pony Club Association of Western Australia Inc	2008 Annual Programme	\$ 31,000	The Cancer Council Western Australia	Go For 2 'n' 5	\$ 4,000

SPORT SPONSORSHIP PROJECTS APPROVED FOR FUNDING IN 2007/08 (Continued)

(Includes Years 1, 2 or 3 funding for multi-year projects)

WA Basketball Federation (Basketball WA)	State Development Program 2008-2009	\$ 230,000	The Cancer Council Western Australia	Go For 2 'n' 5	\$ 25,000
WA School Canteen Association	Addressing Healthier Food in Sport Canteens	\$ 25,000	Healthway - Special Project	Not applicable	
Western Australian Institute of Sport	Community Development Program 2008-2010	\$ 75,000	The Cancer Council Western Australia	Go For 2 'n' 5	\$ 10,000
Wildcats 2000 Pty Ltd	'Wildcats - Get Fit, Stay Fit'	\$ 80,000	The Cancer Council Western Australia	Go For 2 'n' 5	\$ 15,000
Health Promotion					
Alexander Squash Club Inc	2007/2008 Healthy Club Sponsorship	\$ 910	Sports Medicine Australia (WA Branch)	Healthy Club Kit	\$ 230
Alliance for Gymnastics Inc	2007/2008 Healthy Club Sponsorship	\$ 400	Sports Medicine Australia (WA Branch)	Healthy Club Kit	\$ 230
Amazons Perth Dragon Boat Club	2007/2008 Healthy Club Sponsorship	\$ 900	Sports Medicine Australia (WA Branch)	Healthy Club Kit	\$ 230
Applecross Branch Calisthenics Assn of WA	2007/2008 Healthy Club Sponsorship	\$ 2,110	Sports Medicine Australia (WA Branch)	Healthy Club Kit	\$ 230
Aranmore Jets Netball Club	2008 Healthy Club Sponsorship	\$ 1,850	Sports Medicine Australia (WA Branch)	Healthy Club Kit	\$ 236
Ardath Tennis Club	2007/2008 Healthy Club Sponsorship	\$ 950	Sports Medicine Australia (WA Branch)	Healthy Club Kit	\$ 230
Armadale Table Tennis Club Inc	2008 Healthy Club Sponsorship	\$ 800	Sports Medicine Australia (WA Branch)	Healthy Club Kit	\$ 236
Ascot Eagles Junior Cricket Club Inc	2007/2008 Healthy Club Sponsorship	\$ 1,070	Sports Medicine Australia (WA Branch)	Healthy Club Kit	\$ 230
Associates Mens Hockey Club Inc	2008 Healthy Club Sponsorship	\$ 2,200	Sports Medicine Australia (WA Branch)	Healthy Club Kit	\$ 236
Associates Rugby Union Football Club	2008 Healthy Club Sponsorship	\$ 2,000	Sports Medicine Australia (WA Branch)	Healthy Club Kit	\$ 236
Athena Branch Calisthenics Association	2007/2008 Healthy Club Sponsorship	\$ 1,940	Sports Medicine Australia (WA Branch)	Healthy Club Kit	\$ 230
Australind Tennis Club Inc	2007/2008 Healthy Club Sponsorship	\$ 2,300	Sports Medicine Australia (WA Branch)	Healthy Club Kit	\$ 230
Avon Tee Ball Association Inc	2007/2008 Healthy Club Sponsorship	\$ 1,240	Sports Medicine Australia (WA Branch)	Healthy Club Kit	\$ 230
Balcatta Baseball Club	2007/2008 Healthy Club Sponsorship	\$ 1,830	Sports Medicine Australia (WA Branch)	Healthy Club Kit	\$ 230
Balcatta Cricket Club Inc	2007/2008 Healthy Club Sponsorship	\$ 2,300	Sports Medicine Australia (WA Branch)	Healthy Club Kit	\$ 230
Baldivis Football Club Inc	2008 Healthy Club Sponsorship	\$ 2,200	Sports Medicine Australia (WA Branch)	Healthy Club Kit	\$ 236
Balga Junior Football Club	2008 Healthy Club Sponsorship	\$ 1,640	Sports Medicine Australia (WA Branch)	Healthy Club Kit	\$ 236
Bandits Fastpitch Softball Club	2008 Healthy Club Sponsorship	\$ 800	Sports Medicine Australia (WA Branch)	Healthy Club Kit	\$ 236
Bassendean Amateur Football Club	2008 Healthy Club Sponsorship	\$ 1,700	Sports Medicine Australia (WA Branch)	Healthy Club Kit	\$ 236
Bassendean Junior Cricket Club Inc	2007/2008 Healthy Club Sponsorship	\$ 1,370	Sports Medicine Australia (WA Branch)	Healthy Club Kit	\$ 230
Bateman Netball Club Inc	2008 Healthy Club Sponsorship	\$ 1,000	Sports Medicine Australia (WA Branch)	Healthy Club Kit	\$ 236
Bayswater City Soccer Club Inc	2008 Healthy Club Sponsorship	\$ 2,200	Sports Medicine Australia (WA Branch)	Healthy Club Kit	\$ 236
Beacon Netball Club (Inc)	2008 Healthy Club Sponsorship	\$ 1,000	Sports Medicine Australia (WA Branch)	Healthy Club Kit	\$ 236
Beckenham Angels Soccer Club	2008 Healthy Club Sponsorship	\$ 800	Sports Medicine Australia (WA Branch)	Healthy Club Kit	\$ 236
Bedford Morley Cricket Club Inc	2007/2008 Healthy Club Sponsorship	\$ 1,040	Sports Medicine Australia (WA Branch)	Healthy Club Kit	\$ 230

SPORT SPONSORSHIP PROJECTS APPROVED FOR FUNDING IN 2007/08 (Continued)

(Includes Years 1, 2 or 3 funding for multi-year projects)

Beechboro Little Athletic Club	2007/2008 Healthy Club Sponsorship	\$ 900	Sports Medicine Australia (WA Branch)	Healthy Club Kit	\$ 230
Belmont Saints Squash & Sports Club	2008 Healthy Club Sponsorship	\$ 1,300	Sports Medicine Australia (WA Branch)	Healthy Club Kit	\$ 236
Beverley Cricket Club	2007/2008 Healthy Club Sponsorship	\$ 950	Sports Medicine Australia (WA Branch)	Healthy Club Kit	\$ 230
Beverley Lawn Tennis Club	2007/2008 Healthy Club Sponsorship	\$ 1,280	Sports Medicine Australia (WA Branch)	Healthy Club Kit	\$ 230
Bibra Lake Junior Football Club Inc	2008 Healthy Club Sponsorship	\$ 2,200	Sports Medicine Australia (WA Branch)	Healthy Club Kit	\$ 236
Binningup Surf Life Saving Club Inc	2007/2008 Healthy Club Sponsorship	\$ 1,900	Sports Medicine Australia (WA Branch)	Healthy Club Kit	\$ 230
Black Swan Taekwondo	2007/2008 Healthy Club Sponsorship	\$ 1,500	Sports Medicine Australia (WA Branch)	Healthy Club Kit	\$ 230
Blackwood United Football Club Inc	2008 Healthy Club Sponsorship	\$ 1,500	Sports Medicine Australia (WA Branch)	Healthy Club Kit	\$ 236
Blue Gum Park Tennis Club	2007/2008 Healthy Club Sponsorship	\$ 800	Sports Medicine Australia (WA Branch)	Healthy Club Kit	\$ 230
Borden Football Club Inc	2008 Healthy Club Sponsorship	\$ 1,280	Sports Medicine Australia (WA Branch)	Healthy Club Kit	\$ 236
Brentwood Booragoon Football Club Inc	2008 Healthy Club Sponsorship	\$ 1,320	Sports Medicine Australia (WA Branch)	Healthy Club Kit	\$ 236
Bridgetown Swimming Club Inc	2007/2008 Healthy Club Sponsorship	\$ 950	Sports Medicine Australia (WA Branch)	Healthy Club Kit	\$ 230
Brixton Street Tennis Centre Inc	2007/2008 Healthy Club Sponsorship	\$ 900	Sports Medicine Australia (WA Branch)	Healthy Club Kit	\$ 230
Broome Basketball Association Inc	2008 Healthy Club Sponsorship	\$ 2,200	Sports Medicine Australia (WA Branch)	Healthy Club Kit	\$ 236
Broome Bowling Club	2007/2008 Healthy Club Sponsorship	\$ 600	Sports Medicine Australia (WA Branch)	Healthy Club Kit	\$ 230
Broome Bulls Football Club Inc	2008 Healthy Club Sponsorship	\$ 1,340	Sports Medicine Australia (WA Branch)	Healthy Club Kit	\$ 236
Broome Junior Cricket Club Inc	2007/2008 Healthy Club Sponsorship	\$ 1,110	Sports Medicine Australia (WA Branch)	Healthy Club Kit	\$ 230
Broome Sailing Club Inc	2007/2008 Healthy Club Sponsorship	\$ 950	Sports Medicine Australia (WA Branch)	Healthy Club Kit	\$ 230
Broome Saints Football Club	2008 Healthy Club Sponsorship	\$ 800	Sports Medicine Australia (WA Branch)	Healthy Club Kit	\$ 236
Broome Tae Kwon Do Eskrima Academy	2007/2008 Healthy Club Sponsorship	\$ 950	Sports Medicine Australia (WA Branch)	Healthy Club Kit	\$ 230
Broome Tennis Club (Inc)	Junior and Open Tennis Tournaments	\$ 5,000	Kimberley Population Health Unit	Various Health Messages	\$ 500
Broome Touch Association	2008 Healthy Club Sponsorship	\$ 2,140	Sports Medicine Australia (WA Branch)	Healthy Club Kit	\$ 236
Bruce Rock Cricket Club Inc	2007/2008 Healthy Club Sponsorship	\$ 800	Sports Medicine Australia (WA Branch)	Healthy Club Kit	\$ 230
Bunbury Swimming Club Inc	2007/2008 Healthy Club Sponsorship	\$ 1,110	Sports Medicine Australia (WA Branch)	Healthy Club Kit	\$ 230
Busselton Bowling Club (Inc)	2007/2008 Healthy Club Sponsorship	\$ 1,710	Sports Medicine Australia (WA Branch)	Healthy Club Kit	\$ 230
Busselton Masters Australian Football Club Inc	2008 Healthy Club Sponsorship	\$ 1,000	Sports Medicine Australia (WA Branch)	Healthy Club Kit	\$ 236
Busselton Swimming Club Inc	2007/2008 Healthy Club Sponsorship	\$ 800	Sports Medicine Australia (WA Branch)	Healthy Club Kit	\$ 230
Cable Beach Football Club Inc	2008 Healthy Club Sponsorship	\$ 1,540	Sports Medicine Australia (WA Branch)	Healthy Club Kit	\$ 236
Cambridge Squash Club Inc	2007/2008 Healthy Club Sponsorship	\$ 1,500	Sports Medicine Australia (WA Branch)	Healthy Club Kit	\$ 230
Canning Cougars Tee-Ball Club (Inc)	2007/2008 Healthy Club Sponsorship	\$ 2,020	Sports Medicine Australia (WA Branch)	Healthy Club Kit	\$ 230
Canning Districts Cricket Club	2007/2008 Healthy Club Sponsorship	\$ 950	Sports Medicine Australia (WA Branch)	Healthy Club Kit	\$ 230

SPORT SPONSORSHIP PROJECTS APPROVED FOR FUNDING IN 2007/08 (Continued)

(Includes Years 1, 2 or 3 funding for multi-year projects)

Canning Rugby League Football Club	2008 Healthy Club Sponsorship	\$ 1,400	Sports Medicine Australia (WA Branch)	Healthy Club Kit	\$ 236
Capel Polocrosse and Polo Club	2008 Healthy Club Sponsorship	\$ 1,000	Sports Medicine Australia (WA Branch)	Healthy Club Kit	\$ 236
Carine Cats Ball Club	2007/2008 Healthy Club Sponsorship	\$ 2,300	Sports Medicine Australia (WA Branch)	Healthy Club Kit	\$ 230
Casuals-Swans Hockey Club Inc	2008 Healthy Club Sponsorship	\$ 1,400	Sports Medicine Australia (WA Branch)	Healthy Club Kit	\$ 236
Centrals Football and Sportsmans Club	2008 Healthy Club Sponsorship	\$ 1,200	Sports Medicine Australia (WA Branch)	Healthy Club Kit	\$ 236
City Beach Tee-ball Club Inc	2007/2008 Healthy Club Sponsorship	\$ 2,300	Sports Medicine Australia (WA Branch)	Healthy Club Kit	\$ 230
City of Perth Surf Life Saving Club Inc	2007/2008 Healthy Club Sponsorship	\$ 2,300	Sports Medicine Australia (WA Branch)	Healthy Club Kit	\$ 230
City Tri Club Inc	2007/2008 Healthy Club Sponsorship	\$ 1,090	Sports Medicine Australia (WA Branch)	Healthy Club Kit	\$ 230
Clackline/Toodyay Karate Club Inc	2008 Healthy Club Sponsorship	\$ 1,000	Sports Medicine Australia (WA Branch)	Healthy Club Kit	\$ 236
Claremont Aussi Masters Swimming Club Inc	2007/2008 Healthy Club Sponsorship	\$ 850	Sports Medicine Australia (WA Branch)	Healthy Club Kit	\$ 230
Climbers Association of WA	2008 Healthy Club Sponsorship	\$ 1,300	Sports Medicine Australia (WA Branch)	Healthy Club Kit	\$ 236
Cloverdale Comets Diamond Sports Association Inc	2007/2008 Healthy Club Sponsorship	\$ 1,500	Sports Medicine Australia (WA Branch)	Healthy Club Kit	\$ 230
Coastal Titans Womens Football Club Inc	2008 Healthy Club Sponsorship	\$ 800	Sports Medicine Australia (WA Branch)	Healthy Club Kit	\$ 236
Cockburn BMX Stadium Inc	2007/2008 Healthy Club Sponsorship	\$ 806	Sports Medicine Australia (WA Branch)	Healthy Club Kit	\$ 230
Cockburn City Soccer Club Inc	2008 Healthy Club Sponsorship	\$ 2,200	Sports Medicine Australia (WA Branch)	Healthy Club Kit	\$ 236
Cockburn City Teeball and Baseball Club Inc	2007/2008 Healthy Club Sponsorship	\$ 1,700	Sports Medicine Australia (WA Branch)	Healthy Club Kit	\$ 230
Collie Rugby Club Inc	2008 Healthy Club Sponsorship	\$ 800	Sports Medicine Australia (WA Branch)	Healthy Club Kit	\$ 236
Como Bowling and Recreation Club	2007/2008 Healthy Club Sponsorship	\$ 1,040	Sports Medicine Australia (WA Branch)	Healthy Club Kit	\$ 230
Como Squash Club Inc	2007/2008 Healthy Club Sponsorship	\$ 1,370	Sports Medicine Australia (WA Branch)	Healthy Club Kit	\$ 230
Coogee Beach Surf Lifesaving Club Inc	2007/2008 Healthy Club Sponsorship	\$ 2,300	Sports Medicine Australia (WA Branch)	Healthy Club Kit	\$ 230
Coolbellup Sporting Association Inc	2008 Healthy Club Sponsorship	\$ 800	Sports Medicine Australia (WA Branch)	Healthy Club Kit	\$ 236
Coolbinia West Perth Amateur Football & Sport Club	2008 Healthy Club Sponsorship	\$ 1,680	Sports Medicine Australia (WA Branch)	Healthy Club Kit	\$ 236
Coolgardie Community Sports Association Inc	2008 Healthy Club Sponsorship	\$ 1,000	Sports Medicine Australia (WA Branch)	Healthy Club Kit	\$ 236
Corrigin Bowling Club	2007/2008 Healthy Club Sponsorship	\$ 1,070	Sports Medicine Australia (WA Branch)	Healthy Club Kit	\$ 230
Corrigin Netball Club	2008 Healthy Club Sponsorship	\$ 1,000	Sports Medicine Australia (WA Branch)	Healthy Club Kit	\$ 236
Crusaders Softball Club Inc	2007/2008 Healthy Club Sponsorship	\$ 1,050	Sports Medicine Australia (WA Branch)	Healthy Club Kit	\$ 230
Cunderdin Women's Hockey Club	2008 Healthy Club Sponsorship	\$ 1,000	Sports Medicine Australia (WA Branch)	Healthy Club Kit	\$ 236
Dalkeith Nedlands Bowling Club Inc	2007/2008 Healthy Club Sponsorship	\$ 2,300	Sports Medicine Australia (WA Branch)	Healthy Club Kit	\$ 230
Dalyellup Beach Cricket Club Inc	2007/2008 Healthy Club Sponsorship	\$ 1,965	Sports Medicine Australia (WA Branch)	Healthy Club Kit	\$ 230
Dalyellup Beach Surf Life Saving Club Inc	2007/2008 Healthy Club Sponsorship	\$ 2,300	Sports Medicine Australia (WA Branch)	Healthy Club Kit	\$ 230
Dalyellup Football Club Inc	2008 Healthy Club Sponsorship	\$ 1,000	Sports Medicine Australia (WA Branch)	Healthy Club Kit	\$ 236

SPORT SPONSORSHIP PROJECTS APPROVED FOR FUNDING IN 2007/08 (Continued)

(Includes Years 1, 2 or 3 funding for multi-year projects)

Dance West WA Team Inc	2008 Healthy Club Sponsorship	\$ 800	Sports Medicine Australia (WA Branch)	Healthy Club Kit	\$ 236
Denmark Surf Life Saving Club Inc	2007/2008 Healthy Club Sponsorship	\$ 2,188	Sports Medicine Australia (WA Branch)	Healthy Club Kit	\$ 230
Dianella Cricket Club (Inc)	2007/2008 Healthy Club Sponsorship	\$ 1,530	Sports Medicine Australia (WA Branch)	Healthy Club Kit	\$ 230
Donnybrook Country Club Inc	2007/2008 Healthy Club Sponsorship	\$ 2,300	Sports Medicine Australia (WA Branch)	Healthy Club Kit	\$ 230
Dumbleyung Gymnastics Club	2008 Healthy Club Sponsorship	\$ 1,000	Sports Medicine Australia (WA Branch)	Healthy Club Kit	\$ 236
Dumbleyung Netball Club Inc	2008 Healthy Club Sponsorship	\$ 1,000	Sports Medicine Australia (WA Branch)	Healthy Club Kit	\$ 236
Dunsborough Soccer Club (Junior)	2008 Healthy Club Sponsorship	\$ 2,200	Sports Medicine Australia (WA Branch)	Healthy Club Kit	\$ 236
Dunsborough T-Ball Club Inc	2007/2008 Healthy Club Sponsorship	\$ 2,300	Sports Medicine Australia (WA Branch)	Healthy Club Kit	\$ 230
Eastern Goldfields Cycle Club	2008 Healthy Club Sponsorship	\$ 800	Sports Medicine Australia (WA Branch)	Healthy Club Kit	\$ 236
Eastern Goldfields Little Athletics Centre	2007/2008 Healthy Club Sponsorship	\$ 2,300	Sports Medicine Australia (WA Branch)	Healthy Club Kit	\$ 230
Eastern Goldfields Squash Rackets Association Inc	2007/2008 Healthy Club Sponsorship	\$ 1,500	Sports Medicine Australia (WA Branch)	Healthy Club Kit	\$ 230
Eaton Junior Football Club Inc	2008 Healthy Club Sponsorship	\$ 2,200	Sports Medicine Australia (WA Branch)	Healthy Club Kit	\$ 236
Eaton Town Soccer Club	2008 Healthy Club Sponsorship	\$ 2,050	Sports Medicine Australia (WA Branch)	Healthy Club Kit	\$ 236
ECU Cavalier School of Fencing Incorporated	2008 Healthy Club Sponsorship	\$ 860	Sports Medicine Australia (WA Branch)	Healthy Club Kit	\$ 236
ECU Chequers Volleyball Club Inc	2008 Healthy Club Sponsorship	\$ 860	Sports Medicine Australia (WA Branch)	Healthy Club Kit	\$ 236
ECU Hockey Club Incorporated	2008 Healthy Club Sponsorship	\$ 900	Sports Medicine Australia (WA Branch)	Healthy Club Kit	\$ 236
Ellenbrook Junior Cricket Club	2007/2008 Healthy Club Sponsorship	\$ 1,500	Sports Medicine Australia (WA Branch)	Healthy Club Kit	\$ 230
Emu Point Sporting Club Inc	2007/2008 Healthy Club Sponsorship	\$ 1,621	Sports Medicine Australia (WA Branch)	Healthy Club Kit	\$ 230
Esperance Soccer Association Inc	2008 Healthy Club Sponsorship	\$ 2,200	Sports Medicine Australia (WA Branch)	Healthy Club Kit	\$ 236
Excalibur Community Fencing Club (Inc)	2007/2008 Healthy Club Sponsorship	\$ 1,020	Sports Medicine Australia (WA Branch)	Healthy Club Kit	\$ 230
Exmouth Squash Club Inc	2008 Healthy Club Sponsorship	\$ 1,380	Sports Medicine Australia (WA Branch)	Healthy Club Kit	\$ 236
Floreat Surf Life Saving Club	2007/2008 Healthy Club Sponsorship	\$ 2,100	Sports Medicine Australia (WA Branch)	Healthy Club Kit	\$ 230
Football Margaret River Incorporated	2008 Healthy Club Sponsorship	\$ 2,200	Sports Medicine Australia (WA Branch)	Healthy Club Kit	\$ 236
Forrestfield Tee Base Soft Ball Association Inc	2007/2008 Healthy Club Sponsorship	\$ 2,300	Sports Medicine Australia (WA Branch)	Healthy Club Kit	\$ 230
Fremantle Hockey Club Inc	2008 Healthy Club Sponsorship	\$ 2,200	Sports Medicine Australia (WA Branch)	Healthy Club Kit	\$ 236
Fremantle Outrigger Canoe Club	2007/2008 Healthy Club Sponsorship	\$ 800	Sports Medicine Australia (WA Branch)	Healthy Club Kit	\$ 230
Geraldton Squash Rackets Association (Inc) (The)	2007/2008 Healthy Club Sponsorship	\$ 1,100	Sports Medicine Australia (WA Branch)	Healthy Club Kit	\$ 230
Geraldton Tennis Club	2007/2008 Healthy Club Sponsorship	\$ 2,300	Sports Medicine Australia (WA Branch)	Healthy Club Kit	\$ 230
Geraldton Triathlon Association Inc	2007/2008 Healthy Club Sponsorship	\$ 850	Sports Medicine Australia (WA Branch)	Healthy Club Kit	\$ 230
Gidgegannup Junior Football Club Inc	2008 Healthy Club Sponsorship	\$ 850	Sports Medicine Australia (WA Branch)	Healthy Club Kit	\$ 236
Gidgegannup Netball Club Inc	2008 Healthy Club Sponsorship	\$ 1,940	Sports Medicine Australia (WA Branch)	Healthy Club Kit	\$ 236

SPORT SPONSORSHIP PROJECTS APPROVED FOR FUNDING IN 2007/08 (Continued)

(Includes Years 1, 2 or 3 funding for multi-year projects)

Glendale Little Athletic Club Inc	2007/2008 Healthy Club Sponsorship	\$ 1,098	Sports Medicine Australia (WA Branch)	Healthy Club Kit	\$ 230
Gnowangerup Football Club Inc	2008 Healthy Club Sponsorship	\$ 1,000	Sports Medicine Australia (WA Branch)	Healthy Club Kit	\$ 236
Gosnells Junior Football Club Inc	2008 Healthy Club Sponsorship	\$ 2,200	Sports Medicine Australia (WA Branch)	Healthy Club Kit	\$ 236
Guildford Blues Swimming Club Inc	2007/2008 Healthy Club Sponsorship	\$ 650	Sports Medicine Australia (WA Branch)	Healthy Club Kit	\$ 230
Hamersley Netball Club Inc	2008 Healthy Club Sponsorship	\$ 2,130	Sports Medicine Australia (WA Branch)	Healthy Club Kit	\$ 236
Harlequin Wanneroo Hockey Club	2008 Healthy Club Sponsorship	\$ 2,200	Sports Medicine Australia (WA Branch)	Healthy Club Kit	\$ 236
Harvey Bowling Club Inc	2007/2008 Healthy Club Sponsorship	\$ 1,120	Sports Medicine Australia (WA Branch)	Healthy Club Kit	\$ 230
Heathridge Soccer Club	2008 Healthy Club Sponsorship	\$ 2,200	Sports Medicine Australia (WA Branch)	Healthy Club Kit	\$ 236
Hedland Gymnastic Club Inc	2008 Healthy Club Sponsorship	\$ 900	Sports Medicine Australia (WA Branch)	Healthy Club Kit	\$ 236
Higgins Park Tennis Club Inc	2007/2008 Healthy Club Sponsorship	\$ 1,580	Sports Medicine Australia (WA Branch)	Healthy Club Kit	\$ 230
International Calcio Football Club	2008 Healthy Club Sponsorship	\$ 800	Sports Medicine Australia (WA Branch)	Healthy Club Kit	\$ 236
Joondalup and Districts Rugby League Club	2008 Healthy Club Sponsorship	\$ 2,200	Sports Medicine Australia (WA Branch)	Healthy Club Kit	\$ 236
Joondalup Districts Cricket Club	2007/2008 Healthy Club Sponsorship	\$ 2,300	Sports Medicine Australia (WA Branch)	Healthy Club Kit	\$ 230
Jurien Bay Country Golf Club Inc	2008 Healthy Club Sponsorship	\$ 753	Sports Medicine Australia (WA Branch)	Healthy Club Kit	\$ 236
Jurien Bowling Club Inc	2007/2008 Healthy Club Sponsorship	\$ 1,270	Sports Medicine Australia (WA Branch)	Healthy Club Kit	\$ 230
Kalamunda Districts Hockey Club	2008 Healthy Club Sponsorship	\$ 2,200	Sports Medicine Australia (WA Branch)	Healthy Club Kit	\$ 236
Kalgoorlie Tri Club Inc (previously Goldfields Triathlon Club)	2007/2008 Healthy Club Sponsorship	\$ 1,400	Sports Medicine Australia (WA Branch)	Healthy Club Kit	\$ 230
Kambalda Equestrian Club	2007/2008 Healthy Club Sponsorship	\$ 800	Sports Medicine Australia (WA Branch)	Healthy Club Kit	\$ 230
Katanning Country Club	2007/2008 Healthy Club Sponsorship	\$ 1,640	Sports Medicine Australia (WA Branch)	Healthy Club Kit	\$ 230
Kellerberrin Bowling Club Inc	2007/2008 Healthy Club Sponsorship	\$ 1,140	Sports Medicine Australia (WA Branch)	Healthy Club Kit	\$ 230
Kellerberrin Hockey Club Inc	2008 Healthy Club Sponsorship	\$ 1,000	Sports Medicine Australia (WA Branch)	Healthy Club Kit	\$ 236
Kellerberrin Ladies Netball Association Inc	2008 Healthy Club Sponsorship	\$ 750	Sports Medicine Australia (WA Branch)	Healthy Club Kit	\$ 236
Kellerberrin Lawn Tennis Club Inc	2007/2008 Healthy Club Sponsorship	\$ 1,160	Sports Medicine Australia (WA Branch)	Healthy Club Kit	\$ 230
Kellerberrin Tammin Football Club	2008 Healthy Club Sponsorship	\$ 1,050	Sports Medicine Australia (WA Branch)	Healthy Club Kit	\$ 236
Kelmscott Junior Cricket Club Inc	2007/2008 Healthy Club Sponsorship	\$ 1,070	Sports Medicine Australia (WA Branch)	Healthy Club Kit	\$ 230
Kelmscott Junior Football Club Inc	2008 Healthy Club Sponsorship	\$ 2,200	Sports Medicine Australia (WA Branch)	Healthy Club Kit	\$ 236
King River Horse and Pony Club Inc	2008 Healthy Club Sponsorship	\$ 1,300	Sports Medicine Australia (WA Branch)	Healthy Club Kit	\$ 236
Kingsley Junior Football Club Inc	2008 Healthy Club Sponsorship	\$ 2,200	Sports Medicine Australia (WA Branch)	Healthy Club Kit	\$ 236
Kingsway Football & Sporting Club	2008 Healthy Club Sponsorship	\$ 1,250	Sports Medicine Australia (WA Branch)	Healthy Club Kit	\$ 236
Kingsway Little Athletics Centre	2007/2008 Healthy Club Sponsorship	\$ 2,300	Sports Medicine Australia (WA Branch)	Healthy Club Kit	\$ 230
Kojonup Football Club Inc (The)	2008 Healthy Club Sponsorship	\$ 2,200	Sports Medicine Australia (WA Branch)	Healthy Club Kit	\$ 236

SPORT SPONSORSHIP PROJECTS APPROVED FOR FUNDING IN 2007/08 (Continued)

(Includes Years 1, 2 or 3 funding for multi-year projects)

Kojonup Junior Football Club Inc	2008 Healthy Club Sponsorship	\$ 1,450	Sports Medicine Australia (WA Branch)	Healthy Club Kit	\$ 236
Kojonup Swimming Club	2007/2008 Healthy Club Sponsorship	\$ 950	Sports Medicine Australia (WA Branch)	Healthy Club Kit	\$ 230
Kondinin Cricket Club	2007/2008 Healthy Club Sponsorship	\$ 950	Sports Medicine Australia (WA Branch)	Healthy Club Kit	\$ 230
Koombana Bay Sailing Club Inc	2007/2008 Healthy Club Sponsorship	\$ 2,300	Sports Medicine Australia (WA Branch)	Healthy Club Kit	\$ 230
Koorda Cricket Club	2007/2008 Healthy Club Sponsorship	\$ 960	Sports Medicine Australia (WA Branch)	Healthy Club Kit	\$ 230
Koorda Football Club Inc	2008 Healthy Club Sponsorship	\$ 980	Sports Medicine Australia (WA Branch)	Healthy Club Kit	\$ 236
Kulin Kondinin Football Club	2008 Healthy Club Sponsorship	\$ 1,480	Sports Medicine Australia (WA Branch)	Healthy Club Kit	\$ 236
Kununurra Cycle Club Inc	2007/2008 Healthy Club Sponsorship	\$ 800	Sports Medicine Australia (WA Branch)	Healthy Club Kit	\$ 230
La Fiamma Sporting Club Inc	2008 Healthy Club Sponsorship	\$ 2,200	Sports Medicine Australia (WA Branch)	Healthy Club Kit	\$ 236
Landsdale Junior Cricket Club Inc	2007/2008 Healthy Club Sponsorship	\$ 1,350	Sports Medicine Australia (WA Branch)	Healthy Club Kit	\$ 230
Landsdale Netball Club	2008 Healthy Club Sponsorship	\$ 1,500	Sports Medicine Australia (WA Branch)	Healthy Club Kit	\$ 236
Leederville Cricket Club Inc	2007/2008 Healthy Club Sponsorship	\$ 2,300	Sports Medicine Australia (WA Branch)	Healthy Club Kit	\$ 230
Leschenault Cricket Club	2007/2008 Healthy Club Sponsorship	\$ 2,300	Sports Medicine Australia (WA Branch)	Healthy Club Kit	\$ 230
Lesmurdie Legends Swimming Club inc	2007/2008 Healthy Club Sponsorship	\$ 1,030	Sports Medicine Australia (WA Branch)	Healthy Club Kit	\$ 230
Lesmurdie Saints Junior Football Club	2008 Healthy Club Sponsorship	\$ 1,970	Sports Medicine Australia (WA Branch)	Healthy Club Kit	\$ 236
Maddington Cricket Club Inc	2007/2008 Healthy Club Sponsorship	\$ 1,110	Sports Medicine Australia (WA Branch)	Healthy Club Kit	\$ 230
Maddington Football and Sporting Club Inc	2008 Healthy Club Sponsorship	\$ 1,200	Sports Medicine Australia (WA Branch)	Healthy Club Kit	\$ 236
Mandurah Aussie Masters Swimming	2007/2008 Healthy Club Sponsorship	\$ 800	Sports Medicine Australia (WA Branch)	Healthy Club Kit	\$ 230
Mandurah Bowling & Recreation Club Inc	2007/2008 Healthy Club Sponsorship	\$ 2,300	Sports Medicine Australia (WA Branch)	Healthy Club Kit	\$ 230
Mandurah Cricket Club Inc	2007/2008 Healthy Club Sponsorship	\$ 1,400	Sports Medicine Australia (WA Branch)	Healthy Club Kit	\$ 230
Mandurah Paddling Club Incorporated	2008 Healthy Club Sponsorship	\$ 800	Sports Medicine Australia (WA Branch)	Healthy Club Kit	\$ 236
Mandurah Surf Life Saving Club Inc	2007/2008 Healthy Club Sponsorship	\$ 1,720	Sports Medicine Australia (WA Branch)	Healthy Club Kit	\$ 230
Mandurah Triathlon Club Inc	2007/2008 Healthy Club Sponsorship	\$ 800	Sports Medicine Australia (WA Branch)	Healthy Club Kit	\$ 230
Manning Rippers Football Club Inc	2008 Healthy Club Sponsorship	\$ 2,000	Sports Medicine Australia (WA Branch)	Healthy Club Kit	\$ 236
Margaret River Golf Club	2008 Healthy Club Sponsorship	\$ 1,270	Sports Medicine Australia (WA Branch)	Healthy Club Kit	\$ 236
Maylands Yacht Club Inc	2007/2008 Healthy Club Sponsorship	\$ 1,350	Sports Medicine Australia (WA Branch)	Healthy Club Kit	\$ 230
Meckering Sporting Club Incorporated	2008 Healthy Club Sponsorship	\$ 1,000	Sports Medicine Australia (WA Branch)	Healthy Club Kit	\$ 236
Melville City Hockey Club Inc	2008 Healthy Club Sponsorship	\$ 2,200	Sports Medicine Australia (WA Branch)	Healthy Club Kit	\$ 236
Melville Cricket Club	2007/2008 Healthy Club Sponsorship	\$ 2,300	Sports Medicine Australia (WA Branch)	Healthy Club Kit	\$ 230
Midland Hills Rugby Union Football Club	2008 Healthy Club Sponsorship	\$ 1,320	Sports Medicine Australia (WA Branch)	Healthy Club Kit	\$ 236
Mingenew Hockey Club	2008 Healthy Club Sponsorship	\$ 1,000	Sports Medicine Australia (WA Branch)	Healthy Club Kit	\$ 236

SPORT SPONSORSHIP PROJECTS APPROVED FOR FUNDING IN 2007/08 (Continued)

(Includes Years 1, 2 or 3 funding for multi-year projects)

Modernians Hockey Club	2008 Healthy Club Sponsorship	\$ 2,200	Sports Medicine Australia (WA Branch)	Healthy Club Kit	\$ 236
Mods Netball club	2008 Healthy Club Sponsorship	\$ 800	Sports Medicine Australia (WA Branch)	Healthy Club Kit	\$ 236
Moora Rovers Football Club Inc	2008 Healthy Club Sponsorship	\$ 1,580	Sports Medicine Australia (WA Branch)	Healthy Club Kit	\$ 236
Morley Cricket Club (Inc)	2007/2008 Healthy Club Sponsorship	\$ 850	Sports Medicine Australia (WA Branch)	Healthy Club Kit	\$ 230
Morley Eagles Baseball Club	2007/2008 Healthy Club Sponsorship	\$ 980	Sports Medicine Australia (WA Branch)	Healthy Club Kit	\$ 230
Mount Lawley Amateur Football Club	2008 Healthy Club Sponsorship	\$ 2,000	Sports Medicine Australia (WA Branch)	Healthy Club Kit	\$ 236
Mounts Bay Sailing Club (Inc.)	2007/2008 Healthy Club Sponsorship	\$ 2,300	Sports Medicine Australia (WA Branch)	Healthy Club Kit	\$ 230
Mukinbudin Cricket Club	2007/2008 Healthy Club Sponsorship	\$ 950	Sports Medicine Australia (WA Branch)	Healthy Club Kit	\$ 230
Mukinbudin Football Club	2008 Healthy Club Sponsorship	\$ 1,000	Sports Medicine Australia (WA Branch)	Healthy Club Kit	\$ 236
Mukinbudin Tennis Club	2007/2008 Healthy Club Sponsorship	\$ 950	Sports Medicine Australia (WA Branch)	Healthy Club Kit	\$ 230
Narembeen Hockey Club Inc	2008 Healthy Club Sponsorship	\$ 1,000	Sports Medicine Australia (WA Branch)	Healthy Club Kit	\$ 236
Narrogin Gymnastics Club	2007/2008 Healthy Club Sponsorship	\$ 860	Sports Medicine Australia (WA Branch)	Healthy Club Kit	\$ 230
Nedlands Croquet Club	2007/2008 Healthy Club Sponsorship	\$ 165	Sports Medicine Australia (WA Branch)	Healthy Club Kit	\$ 230
Nedlands Rugby Union Football Club Inc	2008 Healthy Club Sponsorship	\$ 2,120	Sports Medicine Australia (WA Branch)	Healthy Club Kit	\$ 236
Newdegate Gymnastics Club Inc	2008 Healthy Club Sponsorship	\$ 980	Sports Medicine Australia (WA Branch)	Healthy Club Kit	\$ 236
Newman Knights Hockey Club Inc	2008 Healthy Club Sponsorship	\$ 2,200	Sports Medicine Australia (WA Branch)	Healthy Club Kit	\$ 236
Nollamara Sports Centre Inc (Cricket Club)	2007/2008 Healthy Club Sponsorship	\$ 850	Sports Medicine Australia (WA Branch)	Healthy Club Kit	\$ 230
Noranda Junior Football Club Inc	2008 Healthy Club Sponsorship	\$ 2,000	Sports Medicine Australia (WA Branch)	Healthy Club Kit	\$ 236
North Beach Cricket Club Inc	2007/2008 Healthy Club Sponsorship	\$ 920	Sports Medicine Australia (WA Branch)	Healthy Club Kit	\$ 230
North Coast Ball Club	2007/2008 Healthy Club Sponsorship	\$ 2,300	Sports Medicine Australia (WA Branch)	Healthy Club Kit	\$ 230
North Coast Raiders Hockey Club Inc	2008 Healthy Club Sponsorship	\$ 1,100	Sports Medicine Australia (WA Branch)	Healthy Club Kit	\$ 236
North Cottesloe Surf Life Saving Club	2007/2008 Healthy Club Sponsorship	\$ 2,300	Sports Medicine Australia (WA Branch)	Healthy Club Kit	\$ 230
North Fremantle Bowling Club	2007/2008 Healthy Club Sponsorship	\$ 1,890	Sports Medicine Australia (WA Branch)	Healthy Club Kit	\$ 230
North West Fencing Association	2007/2008 Healthy Club Sponsorship	\$ 950	Sports Medicine Australia (WA Branch)	Healthy Club Kit	\$ 230
Northampton Football Club Inc	2008 Healthy Club Sponsorship	\$ 1,000	Sports Medicine Australia (WA Branch)	Healthy Club Kit	\$ 236
Northampton Netball Association	2008 Healthy Club Sponsorship	\$ 1,750	Sports Medicine Australia (WA Branch)	Healthy Club Kit	\$ 236
Northcliffe United Soccer Club	2007/2008 Healthy Club Sponsorship	\$ 1,200	Sports Medicine Australia (WA Branch)	Healthy Club Kit	\$ 230
Northern Districts Gymnastic Club Inc	2008 Healthy Club Sponsorship	\$ 2,200	Sports Medicine Australia (WA Branch)	Healthy Club Kit	\$ 236
Northern Redbacks Womens Soccer Club Inc	2008 Healthy Club Sponsorship	\$ 800	Sports Medicine Australia (WA Branch)	Healthy Club Kit	\$ 236
Northern Roos Football Club Incorporated	2008 Healthy Club Sponsorship	\$ 800	Sports Medicine Australia (WA Branch)	Healthy Club Kit	\$ 236
Nungarin and Towns Football Club Inc	2008 Healthy Club Sponsorship	\$ 1,000	Sports Medicine Australia (WA Branch)	Healthy Club Kit	\$ 236

SPORT SPONSORSHIP PROJECTS APPROVED FOR FUNDING IN 2007/08 (Continued)

(Includes Years 1, 2 or 3 funding for multi-year projects)

Nungarin Bowling Club	2007/2008 Healthy Club Sponsorship	\$ 950	Sports Medicine Australia (WA Branch)	Healthy Club Kit	\$ 230
Nungarin Cricket Club	2007/2008 Healthy Club Sponsorship	\$ 950	Sports Medicine Australia (WA Branch)	Healthy Club Kit	\$ 230
Nyabing Sports Club (Inc)	2008 Healthy Club Sponsorship	\$ 1,300	Sports Medicine Australia (WA Branch)	Healthy Club Kit	\$ 236
Ocean Reef Sea Sports Club inc	2007/2008 Healthy Club Sponsorship	\$ 2,300	Sports Medicine Australia (WA Branch)	Healthy Club Kit	\$ 230
Ocean Ridge Junior Football Club Inc	2008 Healthy Club Sponsorship	\$ 2,200	Sports Medicine Australia (WA Branch)	Healthy Club Kit	\$ 236
Old Aquinians Hockey Club Inc	2008 Healthy Club Sponsorship	\$ 2,200	Sports Medicine Australia (WA Branch)	Healthy Club Kit	\$ 236
Ongerup Ladies Netball Club	2008 Healthy Club Sponsorship	\$ 750	Sports Medicine Australia (WA Branch)	Healthy Club Kit	\$ 236
Osborne Park Aussi Masters Swimming Club	2007/2008 Healthy Club Sponsorship	\$ 900	Sports Medicine Australia (WA Branch)	Healthy Club Kit	\$ 230
Palmyra Rugby Union Club Inc	2008 Healthy Club Sponsorship	\$ 2,200	Sports Medicine Australia (WA Branch)	Healthy Club Kit	\$ 236
Paraburdoo Saints Football & Sporting Club Inc	2008 Healthy Club Sponsorship	\$ 1,160	Sports Medicine Australia (WA Branch)	Healthy Club Kit	\$ 236
Parents & Friends of Swan Districts Gymnastics Inc	2007/2008 Healthy Club Sponsorship	\$ 2,300	Sports Medicine Australia (WA Branch)	Healthy Club Kit	\$ 230
Peel Dynamic Gymsports	2007/2008 Healthy Club Sponsorship	\$ 1,300	Sports Medicine Australia (WA Branch)	Healthy Club Kit	\$ 230
Peel Snooker Association	2007/2008 Healthy Club Sponsorship	\$ 600	Sports Medicine Australia (WA Branch)	Healthy Club Kit	\$ 230
Peppers Softball Club Inc	2007/2008 Healthy Club Sponsorship	\$ 800	Sports Medicine Australia (WA Branch)	Healthy Club Kit	\$ 230
Perth Baseball Club	2007/2008 Healthy Club Sponsorship	\$ 2,060	Sports Medicine Australia (WA Branch)	Healthy Club Kit	\$ 230
Perth Basketball Association Inc	2007/2008 Healthy Club Sponsorship	\$ 2,300	Sports Medicine Australia (WA Branch)	Healthy Club Kit	\$ 230
Perth Coastal Volleyball Club Inc	2008 Healthy Club Sponsorship	\$ 1,470	Sports Medicine Australia (WA Branch)	Healthy Club Kit	\$ 236
Perth Dressage Club Inc	2008 Healthy Club Sponsorship	\$ 800	Sports Medicine Australia (WA Branch)	Healthy Club Kit	\$ 236
Perth Hills United Football Club Inc (Mundaring Soccer Club Inc)	2008 Healthy Club Sponsorship	\$ 2,200	Sports Medicine Australia (WA Branch)	Healthy Club Kit	\$ 236
Perth Pirates Dragon Boat Club Inc	2007/2008 Healthy Club Sponsorship	\$ 900	Sports Medicine Australia (WA Branch)	Healthy Club Kit	\$ 230
Perth-Bayswater Rugby Union Football Club Inc	2008 Healthy Club Sponsorship	\$ 2,200	Sports Medicine Australia (WA Branch)	Healthy Club Kit	\$ 236
Phantoms' Waterpolo Club (Inc)	2007/2008 Healthy Club Sponsorship	\$ 1,120	Sports Medicine Australia (WA Branch)	Healthy Club Kit	\$ 230
Phoenix Calisthenics Club	2007/2008 Healthy Club Sponsorship	\$ 900	Sports Medicine Australia (WA Branch)	Healthy Club Kit	\$ 230
Phoenix Cricket Club Inc	2007/2008 Healthy Club Sponsorship	\$ 1,110	Sports Medicine Australia (WA Branch)	Healthy Club Kit	\$ 230
Pinjarra Horse & Pony Club Inc	2008 Healthy Club Sponsorship	\$ 1,140	Sports Medicine Australia (WA Branch)	Healthy Club Kit	\$ 236
Pink Lake Country Club	2007/2008 Healthy Club Sponsorship	\$ 1,150	Sports Medicine Australia (WA Branch)	Healthy Club Kit	\$ 230
Port Wyndham Crocs Football Club	2008 Healthy Club Sponsorship	\$ 1,000	Sports Medicine Australia (WA Branch)	Healthy Club Kit	\$ 236
Primal Women's Ultimate Club Incorporated	2008 Healthy Club Sponsorship	\$ 800	Sports Medicine Australia (WA Branch)	Healthy Club Kit	\$ 236
Princess Royal Sailing Club	2007/2008 Healthy Club Sponsorship	\$ 2,300	Sports Medicine Australia (WA Branch)	Healthy Club Kit	\$ 230
Railway Football Club Geraldton	2008 Healthy Club Sponsorship	\$ 2,200	Sports Medicine Australia (WA Branch)	Healthy Club Kit	\$ 236

SPORT SPONSORSHIP PROJECTS APPROVED FOR FUNDING IN 2007/08 (Continued)

(Includes Years 1, 2 or 3 funding for multi-year projects)

Reabold Tennis Club Inc	2007/2008 Healthy Club Sponsorship	\$ 2,300	Sports Medicine Australia (WA Branch)	Healthy Club Kit	\$ 230
Redbacks Softball Association Inc	2008 Healthy Club Sponsorship	\$ 800	Sports Medicine Australia (WA Branch)	Healthy Club Kit	\$ 236
Redcliffe Sporting Club Inc	2008 Healthy Club Sponsorship	\$ 1,470	Sports Medicine Australia (WA Branch)	Healthy Club Kit	\$ 236
Rhythmic Gymnastics High Performance Centre of WA	2008 Healthy Club Sponsorship	\$ 800	Sports Medicine Australia (WA Branch)	Healthy Club Kit	\$ 236
Riding for the Disabled Assn of WA (Collie Group inc)	2008 Healthy Club Sponsorship	\$ 761	Sports Medicine Australia (WA Branch)	Healthy Club Kit	\$ 236
Riverton Blue Marlins Inc	2007/2008 Healthy Club Sponsorship	\$ 950	Sports Medicine Australia (WA Branch)	Healthy Club Kit	\$ 230
Riverton Branch Calisthenics Association of Western Australia Inc	2007/2008 Healthy Club Sponsorship	\$ 1,720	Sports Medicine Australia (WA Branch)	Healthy Club Kit	\$ 230
Rockingham Coastal Sharks Rugby League and Sporting Club Inc	2008 Healthy Club Sponsorship	\$ 2,200	Sports Medicine Australia (WA Branch)	Healthy Club Kit	\$ 236
Rockingham District Hockey Club	2008 Healthy Club Sponsorship	\$ 2,200	Sports Medicine Australia (WA Branch)	Healthy Club Kit	\$ 236
Rockingham Mandurah District Cricket Club Inc	2007/2008 Healthy Club Sponsorship	\$ 2,300	Sports Medicine Australia (WA Branch)	Healthy Club Kit	\$ 230
Rockingham Rugby Union Football Club	2008 Healthy Club Sponsorship	\$ 2,200	Sports Medicine Australia (WA Branch)	Healthy Club Kit	\$ 236
Rockingham Triathlon Club	2007/2008 Healthy Club Sponsorship	\$ 1,660	Sports Medicine Australia (WA Branch)	Healthy Club Kit	\$ 230
Roleystone Football Club Inc	2008 Healthy Club Sponsorship	\$ 2,200	Sports Medicine Australia (WA Branch)	Healthy Club Kit	\$ 236
Roleystone Tee-Ball and Pee Wee Baseball Club	2007/2008 Healthy Club Sponsorship	\$ 1,630	Sports Medicine Australia (WA Branch)	Healthy Club Kit	\$ 230
Rossmoyne Amateur Football Club Inc	2008 Healthy Club Sponsorship	\$ 900	Sports Medicine Australia (WA Branch)	Healthy Club Kit	\$ 236
Rossmoyne Junior Football Club	2008 Healthy Club Sponsorship	\$ 1,630	Sports Medicine Australia (WA Branch)	Healthy Club Kit	\$ 236
Rover Football Club	2008 Healthy Club Sponsorship	\$ 2,200	Sports Medicine Australia (WA Branch)	Healthy Club Kit	\$ 236
Saints Hockey Club Inc	2008 Healthy Club Sponsorship	\$ 1,140	Sports Medicine Australia (WA Branch)	Healthy Club Kit	\$ 236
Sandgroppers Land Yacht Club Inc	2007/2008 Healthy Club Sponsorship	\$ 950	Sports Medicine Australia (WA Branch)	Healthy Club Kit	\$ 230
Secret Harbour Junior Football Club	2008 Healthy Club Sponsorship	\$ 2,200	Sports Medicine Australia (WA Branch)	Healthy Club Kit	\$ 236
Secret Harbour Pirates District Tee-Ball Assn Inc	2007/2008 Healthy Club Sponsorship	\$ 2,300	Sports Medicine Australia (WA Branch)	Healthy Club Kit	\$ 230
Secret Harbour Surf Life Saving Club Inc	2007/2008 Healthy Club Sponsorship	\$ 2,100	Sports Medicine Australia (WA Branch)	Healthy Club Kit	\$ 230
Serpentine/Foothills Polocrosse Club Inc	2008 Healthy Club Sponsorship	\$ 800	Sports Medicine Australia (WA Branch)	Healthy Club Kit	\$ 236
Shadows Softball Club	2007/2008 Healthy Club Sponsorship	\$ 1,140	Sports Medicine Australia (WA Branch)	Healthy Club Kit	\$ 230
Shamrock Rovers Soccer Club Incorporated	2008 Healthy Club Sponsorship	\$ 800	Sports Medicine Australia (WA Branch)	Healthy Club Kit	\$ 236
Skysurfers Trampoline Academy	2007/2008 Healthy Club Sponsorship	\$ 950	Sports Medicine Australia (WA Branch)	Healthy Club Kit	\$ 230
Sorrento Bowling Club	2007/2008 Healthy Club Sponsorship	\$ 2,300	Sports Medicine Australia (WA Branch)	Healthy Club Kit	\$ 230
Sorrento Duncraig Junior Football Club Inc	2008 Healthy Club Sponsorship	\$ 2,000	Sports Medicine Australia (WA Branch)	Healthy Club Kit	\$ 236
Sorrento Football Club Inc	2008 Healthy Club Sponsorship	\$ 2,200	Sports Medicine Australia (WA Branch)	Healthy Club Kit	\$ 236

SPORT SPONSORSHIP PROJECTS APPROVED FOR FUNDING IN 2007/08 (Continued)

(Includes Years 1, 2 or 3 funding for multi-year projects)

Sorrento Tennis Club Inc	2007/2008 Healthy Club Sponsorship	\$ 2,300	Sports Medicine Australia (WA Branch)	Healthy Club Kit	\$ 230
South Coogee Junior Football Club Inc	2008 Healthy Club Sponsorship	\$ 2,200	Sports Medicine Australia (WA Branch)	Healthy Club Kit	\$ 236
South Perth Baseball Club Inc	2007/2008 Healthy Club Sponsorship	\$ 1,940	Sports Medicine Australia (WA Branch)	Healthy Club Kit	\$ 230
South Perth Lawn Tennis Club Inc	2007/2008 Healthy Club Sponsorship	\$ 1,915	Sports Medicine Australia (WA Branch)	Healthy Club Kit	\$ 230
South Perth Soccer Club Inc	2008 Healthy Club Sponsorship	\$ 2,200	Sports Medicine Australia (WA Branch)	Healthy Club Kit	\$ 236
South West Phoenix Football Club Inc	2008 Healthy Club Sponsorship	\$ 1,140	Sports Medicine Australia (WA Branch)	Healthy Club Kit	\$ 236
Southern Cross Volleyball Club	2008 Healthy Club Sponsorship	\$ 1,100	Sports Medicine Australia (WA Branch)	Healthy Club Kit	\$ 236
Southern Districts Touch Association Inc	2007/2008 Healthy Club Sponsorship	\$ 2,230	Sports Medicine Australia (WA Branch)	Healthy Club Kit	\$ 230
Southern Force Football Club Incorporated	2008 Healthy Club Sponsorship	\$ 2,070	Sports Medicine Australia (WA Branch)	Healthy Club Kit	\$ 236
Southern River Cricket Club (Inc)	2007/2008 Healthy Club Sponsorship	\$ 800	Sports Medicine Australia (WA Branch)	Healthy Club Kit	\$ 230
Southern Star Trampoline Academy Inc	2008 Healthy Club Sponsorship	\$ 940	Sports Medicine Australia (WA Branch)	Healthy Club Kit	\$ 236
Southlake Dolphins Swimming Club Inc	2007/2008 Healthy Club Sponsorship	\$ 1,320	Sports Medicine Australia (WA Branch)	Healthy Club Kit	\$ 230
Spearwood Little Athletics Club	2007/2008 Healthy Club Sponsorship	\$ 733	Sports Medicine Australia (WA Branch)	Healthy Club Kit	\$ 230
Sports Medicine Australia WA Branch	Management of Healthy Club Program	\$ 50,000	Sports Medicine Australia (WA Branch)	Healthy Club Kit	
St Christophers Netball Club Inc	2008 Healthy Club Sponsorship	\$ 2,200	Sports Medicine Australia (WA Branch)	Healthy Club Kit	\$ 236
St Norbert Ex-Students Assoc Football Club	2008 Healthy Club Sponsorship	\$ 980	Sports Medicine Australia (WA Branch)	Healthy Club Kit	\$ 236
Subiaco Lacrosse Club Inc	2008 Healthy Club Sponsorship	\$ 1,220	Sports Medicine Australia (WA Branch)	Healthy Club Kit	\$ 236
Subiaco Marist Cricket Club Inc	2007/2008 Healthy Club Sponsorship	\$ 2,300	Sports Medicine Australia (WA Branch)	Healthy Club Kit	\$ 230
Sun City Yacht Club inc	2007/2008 Healthy Club Sponsorship	\$ 1,420	Sports Medicine Australia (WA Branch)	Healthy Club Kit	\$ 230
Swan Districts Football Club	2008 Healthy Club Sponsorship	\$ 2,200	Sports Medicine Australia (WA Branch)	Healthy Club Kit	\$ 236
Swan Hills Swimming Club Inc	2007/2008 Healthy Club Sponsorship	\$ 1,140	Sports Medicine Australia (WA Branch)	Healthy Club Kit	\$ 230
Swan River Rowing Club	2008 Healthy Club Sponsorship	\$ 2,200	Sports Medicine Australia (WA Branch)	Healthy Club Kit	\$ 236
Swan View Football Club - Junior/Senior Inc	2008 Healthy Club Sponsorship	\$ 2,200	Sports Medicine Australia (WA Branch)	Healthy Club Kit	\$ 236
Swanbourne Tigers Junior Football Club Inc	2008 Healthy Club Sponsorship	\$ 2,200	Sports Medicine Australia (WA Branch)	Healthy Club Kit	\$ 236
Tambellup Tennis Club	2007/2008 Healthy Club Sponsorship	\$ 900	Sports Medicine Australia (WA Branch)	Healthy Club Kit	\$ 230
Tammin Women's Hockey Club Inc	2008 Healthy Club Sponsorship	\$ 1,040	Sports Medicine Australia (WA Branch)	Healthy Club Kit	\$ 236
Tarcoola Park Tennis Club	2007/2008 Healthy Club Sponsorship	\$ 1,170	Sports Medicine Australia (WA Branch)	Healthy Club Kit	\$ 230
The United Eritrean Association of WA INC	2008 Healthy Club Sponsorship	\$ 800	Sports Medicine Australia (WA Branch)	Healthy Club Kit	\$ 236
Thornlie and Districts Swimming Club	2007/2008 Healthy Club Sponsorship	\$ 800	Sports Medicine Australia (WA Branch)	Healthy Club Kit	\$ 230
Thornlie Branch of Calisthenics Association of WA Inc	2008 Healthy Club Sponsorship	\$ 1,000	Sports Medicine Australia (WA Branch)	Healthy Club Kit	\$ 236
Thornlie Hawks Softball Club Inc	2007/2008 Healthy Club Sponsorship	\$ 900	Sports Medicine Australia (WA Branch)	Healthy Club Kit	\$ 230

SPORT SPONSORSHIP PROJECTS APPROVED FOR FUNDING IN 2007/08 (Continued)

(Includes Years 1, 2 or 3 funding for multi-year projects)

Tom Price Touch Association Inc	2007/2008 Healthy Club Sponsorship	\$ 1,760	Sports Medicine Australia (WA Branch)	Healthy Club Kit	\$ 230
Trayning Swimming Club	2007/2008 Healthy Club Sponsorship	\$ 950	Sports Medicine Australia (WA Branch)	Healthy Club Kit	\$ 230
Trigg Island Surf Life Saving Club	2007/2008 Healthy Club Sponsorship	\$ 2,300	Sports Medicine Australia (WA Branch)	Healthy Club Kit	\$ 230
Trinity Aquinas Amateur Football Club Inc	2008 Healthy Club Sponsorship	\$ 1,980	Sports Medicine Australia (WA Branch)	Healthy Club Kit	\$ 236
Tuart Hill Junior Soccer Club	2008 Healthy Club Sponsorship	\$ 2,150	Sports Medicine Australia (WA Branch)	Healthy Club Kit	\$ 236
Turquoise Coast Netball Association Inc	2008 Healthy Club Sponsorship	\$ 1,150	Sports Medicine Australia (WA Branch)	Healthy Club Kit	\$ 236
Twin Pines Polocrosse Club	2008 Healthy Club Sponsorship	\$ 800	Sports Medicine Australia (WA Branch)	Healthy Club Kit	\$ 236
University of WA Hockey Club	2008 Healthy Club Sponsorship	\$ 2,200	Sports Medicine Australia (WA Branch)	Healthy Club Kit	\$ 236
University of Western Australia Torpedos Water Polo Club	2007/2008 Healthy Club Sponsorship	\$ 950	Sports Medicine Australia (WA Branch)	Healthy Club Kit	\$ 230
UWA Baseball and Softball Club Inc	2007/2008 Healthy Club Sponsorship	\$ 920	Sports Medicine Australia (WA Branch)	Healthy Club Kit	\$ 230
UWA Triathlon Club Inc	2007/2008 Healthy Club Sponsorship	\$ 1,300	Sports Medicine Australia (WA Branch)	Healthy Club Kit	\$ 230
Venetians Netball Club Inc	2008 Healthy Club Sponsorship	\$ 1,460	Sports Medicine Australia (WA Branch)	Healthy Club Kit	\$ 236
Vic Park Junior Football Club	2008 Healthy Club Sponsorship	\$ 2,200	Sports Medicine Australia (WA Branch)	Healthy Club Kit	\$ 236
Victoria Park Belmont Baseball Club	2007/2008 Healthy Club Sponsorship	\$ 1,430	Sports Medicine Australia (WA Branch)	Healthy Club Kit	\$ 230
Victoria Park Xavier Hockey Club Inc	2008 Healthy Club Sponsorship	\$ 2,200	Sports Medicine Australia (WA Branch)	Healthy Club Kit	\$ 236
Vietnamese Soccer Club of WA Inc	2008 Healthy Club Sponsorship	\$ 800	Sports Medicine Australia (WA Branch)	Healthy Club Kit	\$ 236
WA Disabled Water Ski Club Inc	2007/2008 Healthy Club Sponsorship	\$ 400	Sports Medicine Australia (WA Branch)	Healthy Club Kit	\$ 230
Walpole Country Club Inc	2007/2008 Healthy Club Sponsorship	\$ 900	Sports Medicine Australia (WA Branch)	Healthy Club Kit	\$ 230
Walpole Sports & Recreation Association (Inc.)	2008 Healthy Club Sponsorship	\$ 1,120	Sports Medicine Australia (WA Branch)	Healthy Club Kit	\$ 236
Wanneroo B.M.X Raceway Club	2007/2008 Healthy Club Sponsorship	\$ 2,300	Sports Medicine Australia (WA Branch)	Healthy Club Kit	\$ 230
Wanneroo Cricket Club Inc	2007/2008 Healthy Club Sponsorship	\$ 2,300	Sports Medicine Australia (WA Branch)	Healthy Club Kit	\$ 230
Wanneroo Giants Baseball Club	2007/2008 Healthy Club Sponsorship	\$ 2,300	Sports Medicine Australia (WA Branch)	Healthy Club Kit	\$ 230
Wanneroo Golf Club	2007/2008 Healthy Club Sponsorship	\$ 1,780	Sports Medicine Australia (WA Branch)	Healthy Club Kit	\$ 230
Warnbro Careeba Cricket Club	2007/2008 Healthy Club Sponsorship	\$ 2,300	Sports Medicine Australia (WA Branch)	Healthy Club Kit	\$ 230
Warwick Greenwood Junior Football Club	2008 Healthy Club Sponsorship	\$ 2,200	Sports Medicine Australia (WA Branch)	Healthy Club Kit	\$ 236
Wembley Athletic Club	2007/2008 Healthy Club Sponsorship	\$ 2,000	Sports Medicine Australia (WA Branch)	Healthy Club Kit	\$ 230
Wembley Junior Football Club Inc	2008 Healthy Club Sponsorship	\$ 2,000	Sports Medicine Australia (WA Branch)	Healthy Club Kit	\$ 236
West Australian Marathon Club Inc	2007/2008 Healthy Club Sponsorship	\$ 2,300	Sports Medicine Australia (WA Branch)	Healthy Club Kit	\$ 230
West Australian Rowing Club	2007/2008 Healthy Club Sponsorship	\$ 1,500	Sports Medicine Australia (WA Branch)	Healthy Club Kit	\$ 230
West Australian Speedboat Club	2007/2008 Healthy Club Sponsorship	\$ 800	Sports Medicine Australia (WA Branch)	Healthy Club Kit	\$ 230
West Australian Water Ski Association Inc	2007/2008 Healthy Club Sponsorship	\$ 900	Sports Medicine Australia (WA Branch)	Healthy Club Kit	\$ 230

SPORT SPONSORSHIP PROJECTS APPROVED FOR FUNDING IN 2007/08 (Continued)

(Includes Years 1, 2 or 3 funding for multi-year projects)

West Coast Swimming and Lifesaving Club Inc	2007/2008 Healthy Club Sponsorship	\$ 1,800	Sports Medicine Australia (WA Branch)	Healthy Club Kit	\$ 230
West Coasters Netball Club - Perth Region	2008 Healthy Club Sponsorship	\$ 1,530	Sports Medicine Australia (WA Branch)	Healthy Club Kit	\$ 236
West Stirling Baseball Club	2007/2008 Healthy Club Sponsorship	\$ 1,800	Sports Medicine Australia (WA Branch)	Healthy Club Kit	\$ 230
Western Shamrocks Gaelic Football Club Inc (The)	2008 Healthy Club Sponsorship	\$ 845	Sports Medicine Australia (WA Branch)	Healthy Club Kit	\$ 236
Wests Subiaco Rugby Union Club Inc	2008 Healthy Club Sponsorship	\$ 2,200	Sports Medicine Australia (WA Branch)	Healthy Club Kit	\$ 236
Westside BMX Club	2007/2008 Healthy Club Sponsorship	\$ 1,240	Sports Medicine Australia (WA Branch)	Healthy Club Kit	\$ 230
Wickham Wolves Football Club Inc	2008 Healthy Club Sponsorship	\$ 1,130	Sports Medicine Australia (WA Branch)	Healthy Club Kit	\$ 236
Willagee Rugby League Football Club Inc	2008 Healthy Club Sponsorship	\$ 2,150	Sports Medicine Australia (WA Branch)	Healthy Club Kit	\$ 236
Willetton Junior Cricket Club	2007/2008 Healthy Club Sponsorship	\$ 2,100	Sports Medicine Australia (WA Branch)	Healthy Club Kit	\$ 230
Willetton Sports Club Inc	2007/2008 Healthy Club Sponsorship	\$ 1,240	Sports Medicine Australia (WA Branch)	Healthy Club Kit	\$ 230
Willetton Sports Club Inc	2008 Healthy Club Sponsorship	\$ 800	Sports Medicine Australia (WA Branch)	Healthy Club Kit	\$ 236
Winnacott Kats Junior Football Club Inc	2008 Healthy Club Sponsorship	\$ 2,200	Sports Medicine Australia (WA Branch)	Healthy Club Kit	\$ 236
Wonthella Bowling Club	2007/2008 Healthy Club Sponsorship	\$ 2,300	Sports Medicine Australia (WA Branch)	Healthy Club Kit	\$ 230
Woodlands Teeball Club	2007/2008 Healthy Club Sponsorship	\$ 2,300	Sports Medicine Australia (WA Branch)	Healthy Club Kit	\$ 230
Woorree Park BMX Club Inc	2008 Healthy Club Sponsorship	\$ 800	Sports Medicine Australia (WA Branch)	Healthy Club Kit	\$ 236
Yangebup Knights Baseball Club	2007/2008 Healthy Club Sponsorship	\$ 800	Sports Medicine Australia (WA Branch)	Healthy Club Kit	\$ 230
YMCA Coastal City Hockey Club	2008 Healthy Club Sponsorship	\$ 1,875	Sports Medicine Australia (WA Branch)	Healthy Club Kit	\$ 236
York Swimming Club Inc	2007/2008 Healthy Club Sponsorship	\$ 900	Sports Medicine Australia (WA Branch)	Healthy Club Kit	\$ 230
Zodiacs Netball Club	2008 Healthy Club Sponsorship	\$ 1,900	Sports Medicine Australia (WA Branch)	Healthy Club Kit	\$ 236
Injury Prevention					
Sports Medicine Australia WA Branch	Sport Safe Community Education Program	\$ 90,000	Sports Medicine Australia (WA Branch)	Sport Safe	\$ 2,000
Mental Health Promotion					
Albany Injury Prevention Association Inc	Albany Bicycle Treasure Hunt 2008	\$ 2,000	Great Southern Population Health	Act Belong Commit Kit	\$ 400
Physical Activity Promotion					
Ability Solutions Inc	Healthy Habits	\$ 77,500	National Heart Foundation of Australia (WA Division)	Find Thirty	\$ 3,500

SPORT SPONSORSHIP PROJECTS APPROVED FOR FUNDING IN 2007/08 (Continued)

(Includes Years 1, 2 or 3 funding for multi-year projects)

Aussi Masters Swimming WA Branch Inc	Swim for your Life 2008-2009	\$ 15,000	National Heart Foundation of Australia (WA Division)	Be Active	\$ 2,500
Australian Karate Federation WA Inc	2008 Australian Karate Championships	\$ 7,500	National Heart Foundation of Australia (WA Division)	Be Active	\$ 1,000
Australian Kung Fu (Wu Shu) Federation Inc	2008 WA Kung Fu / Wushu / Tai Chi State Championships	\$ 2,000	National Heart Foundation of Australia (WA Division)	Be Active Kit	\$ 350
Badminton Association of WA Inc	2008 Annual Program	\$ 31,550	National Heart Foundation of Australia (WA Division)	Be Active	\$ 3,000
Bluegem Holdings Pty Ltd (T/A Trievents WA)	Albany Port to Point Fun Run and Walk	\$ 3,000	National Heart Foundation of Australia (WA Division)	Be Active Kit	\$ 350
Bowls WA (Royal WA Bowling Association)	Get on the Green with Lawn Bowls	\$ 30,000	National Heart Foundation of Australia (WA Division)	Be Active	\$ 6,000
Busselton Allsports Inc	The Iluka Busselton Jetty Swim Festival 2008	\$ 5,000	National Heart Foundation of Australia (WA Division)	Be Active Kit	\$ 700
Canoeing Western Australia Inc	Development Projects - Be Active Paddle Academy	\$ 40,000	National Heart Foundation of Australia (WA Division)	Be Active	\$ 5,000
City of Mandurah	Summer Expression Sessions	\$ 3,000	National Heart Foundation of Australia (WA Division)	Be Active Kit	\$ 350
Community Development Foundation (The)	Youth Challenge Fitness Programs 2008	\$ 35,000	National Heart Foundation of Australia (WA Division)	Be Active	\$ 4,000
Cyclo Sportif Club of Australia Inc	Cyclo Sportif - A Chain Reaction	\$ 14,000	National Heart Foundation of Australia (WA Division)	Be Active	\$ 2,000
Dumbleyung Events Committee Inc	Dumbleyung Triathlon	\$ 500	National Heart Foundation of Australia (WA Division)	Be Active Kit	\$ 350
Garnduwa Amboorny Wirnan Aboriginal Corporation	2008/2010 Garnduwa Sport Development Programs	\$ 37,500	Kimberley Population Health Unit	Be Active	\$ 5,000
Garnduwa Amboorny Wirnan Aboriginal Corporation	Be Active Communities Project	\$ 100,000	Kimberley Population Health Unit	Be Active	\$ 13,000
Manjimup Shire Council	Australia Day 2008 / Shire of Manjimup Centenary Celebration Launch	\$ 1,000	National Heart Foundation of Australia (WA Division)	Be Active Kit	\$ 350
Orienteering Association of Western Australia	Developing Orienteering in Schools and the Community	\$ 40,000	National Heart Foundation of Australia (WA Division)	Be Active	\$ 4,000
Riding for the Disabled Association WA Inc	Be Active - Get Involved 2007-2009	\$ 20,000	National Heart Foundation of Australia (WA Division)	Be Active	\$ 2,000
Roller Sports Association of WA Inc	In line Speed National Championships	\$ 2,500	National Heart Foundation of Australia (WA Division)	Be Active Kit	\$ 350

SPORT SPONSORSHIP PROJECTS APPROVED FOR FUNDING IN 2007/08 (Continued)

(Includes Years 1, 2 or 3 funding for multi-year projects)

Seniors Recreation Council of WA (Inc)	2008/09 Program	\$ 25,000	National Heart Foundation of Australia (WA Division)	Find Thirly	\$ 4,000
Shire of Bruce Rock	'Be Active' Coordinator 2006-2009	\$ 25,000	National Heart Foundation of Australia (WA Division)	Be Active	\$ 3,000
Shire of Goomalling	Avon Be Active Coordinator Scheme	\$ 25,000	National Heart Foundation of Australia (WA Division)	Be Active	\$ 3,000
Shire of Lake Grace	'Be Active' Coordinator 2006-2009	\$ 25,000	National Heart Foundation of Australia (WA Division)	Be Active	\$ 3,000
Shire of Moora	Midlands District Be Active Sport and Recreation Coordinator	\$ 25,000	National Heart Foundation of Australia (WA Division)	Be Active	\$ 2,000
Shire of Mount Magnet	Mt Magnet Taekwondo Workshops	\$ 4,000	National Heart Foundation of Australia (WA Division)	Be Active Kit	\$ 350
Shire of Mundaring	Trek the Trail 2008: Mundaring to Mundaring Weir	\$ 6,500	National Heart Foundation of Australia (WA Division)	Be Active	\$ 1,000
South West Senior Expo Inc	Bunbury Region 'Have a Go' Day 2007	\$ 1,500	National Heart Foundation of Australia (WA Division)	Be Active Kit	\$ 350
St John of God Foundation Inc.	Geraldton Fun Run	\$ 1,000	National Heart Foundation of Australia (WA Division)	Be Active Kit	\$ 350
The Dardanup Bull and Barrel Festival Inc	The Dardanup Gift Primary Schools Challenge	\$ 2,500	National Heart Foundation of Australia (WA Division)	Be Active Kit	\$ 350
The Rink Pty Ltd	Be Active Skate Program 2008/09	\$ 10,000	National Heart Foundation of Australia (WA Division)	Be Active	\$ 1,500
WA Disabled Sports Association	Engagement Concept (Sponsorship Incentive Scheme)	\$ 13,650	National Heart Foundation of Australia (WA Division)	Be Active	
WA Disabled Sports Association	Sponsorship 2007-2010	\$ 140,000	National Heart Foundation of Australia (WA Division)	Be Active	
WA Touch Association Inc	Development & Growth of Touch Football in Western Australia	\$ 60,000	National Heart Foundation of Australia (WA Division)	Be Active	\$ 7,500
Western Australian Cycling Federation Inc	Better on a Bike Programs 2008/09	\$ 55,000	National Heart Foundation of Australia (WA Division)	Be Active	\$ 7,000
Western Australian Sports Centre Trust	XII FINA World Masters Championships 2008	\$ 20,000	National Heart Foundation of Australia (WA Division)	Be Active	\$ 2,500
Wheatbelt Sports Council Inc	2008 Golden Pipeline Triathlon Series	\$ 2,500	National Heart Foundation of Australia (WA Division)	Be Active Kit	\$ 350
Wheelchair Sports WA Association Inc	Development Program 2007-2009	\$ 47,000	National Heart Foundation of Australia (WA Division)	Be Active	\$ 4,000

SPORT SPONSORSHIP PROJECTS APPROVED FOR FUNDING IN 2007/08 (Continued)

(Includes Years 1, 2 or 3 funding for multi-year projects)

Wickham Events Incorporated	TreadnWater Fun Run (Wickham to Point Samson)	\$ 1,500	National Heart Foundation of Australia (WA Division)	Be Active Kit	\$ 350
Wickham Events Incorporated	Turf to Surf, Wickham to Point Samson Fun Run	\$ 2,500	National Heart Foundation of Australia (WA Division)	Be Active Kit	\$ 350
Wongan Hills and Districts Basketball Association	Wheelchair Basketball by the 'Wheelcats'	\$ 1,256	National Heart Foundation of Australia (WA Division)	Be Active Kit	\$ 350
Wonthella Bowling Club	2008 Ladies Carnival and Ladies Classic	\$ 2,000	National Heart Foundation of Australia (WA Division)	Be Active Kit	\$ 350
Tobacco Smoking Control					
Allia Venue Management Pty Ltd	Healthy Lifestyle Initiative	\$ 25,000	The Cancer Council Western Australia	Smoke Free WA	\$ 3,500
Avon Valley Ladies Golf Association	Junior Promotion Camp and Coaching	\$ 2,500	National Heart Foundation of Australia (WA Division)	Smarter than Smoking Kit	\$ 350
Byford BMX	Byford BMX Pre State Titles	\$ 2,000	National Heart Foundation of Australia (WA Division)	Smarter than Smoking Kit	\$ 350
Carnarvon Softball Association Inc	Norwest Softball Championships	\$ 4,000	National Heart Foundation of Australia (WA Division)	Smarter than Smoking Kit	\$ 350
Cockburn BMX Stadium Inc	Pre State and State Titles	\$ 3,000	National Heart Foundation of Australia (WA Division)	Smarter than Smoking Kit	\$ 350
Department of Sport and Recreation WA	Country Sport Scholarship Program 2007 - 2009	\$ 162,000	National Heart Foundation of Australia (WA Division)	Smarter than Smoking	\$ 10,000
Esperance Squash Club Inc	Esperance Open Squash Tournament 2008	\$ 1,500	National Heart Foundation of Australia (WA Division)	Smarter than Smoking Kit	\$ 350
FOOTBALL WEST LIMITED	Football for Activity	\$ 207,500	National Heart Foundation of Australia (WA Division)	Smarter than Smoking	\$ 26,000
Hockey WA	Active Participation and Promotional Development Program	\$ 220,000	National Heart Foundation of Australia (WA Division)	Smoke Free WA/Smarter than Smoking	\$ 20,000
Lacrosse West Inc	Lacrosse West 'Check it Out'	\$ 22,000	National Heart Foundation of Australia (WA Division)	Smarter than Smoking	\$ 2,500
Lake View Golf Club Dumbleyung Inc	Smoke Free WA Dumbleyung Centenary Golf Open	\$ 1,000	The Cancer Council Western Australia	Smoke Free WA Kit	\$ 350
Merredin Sports Council Inc	Junior Winter Carnival	\$ 3,000	National Heart Foundation of Australia (WA Division)	Smarter than Smoking Kit	\$ 350
Merredin Squash Club Inc	Merredin International Squash Tournament 2008	\$ 2,500	The Cancer Council Western Australia	Smoke Free WA Kit	\$ 350

SPORT SPONSORSHIP PROJECTS APPROVED FOR FUNDING IN 2007/08 (Continued)

(Includes Years 1, 2 or 3 funding for multi-year projects)

Professional Golfers Association of Australia Ltd	WA Division PGA Australia & Associated Programs	\$ 15,000	National Heart Foundation of Australia (WA Division)	Smoke Free WA/Smarter than Smoking	\$ 1,000
Shire of Broome	BRAC Holiday Skate Clinics	\$ 2,000	Kimberley Population Health Unit	Smarter than Smoking Kit	\$ 500
Spalding Park Golf Club Inc	36 Hole Amateur Classic	\$ 3,000	The Cancer Council Western Australia	Smoke Free WA Kit	\$ 350
WA Netball Inc	Active Netball 2007-2009	\$ 285,000	National Heart Foundation of Australia (WA Division)	Smarter than Smoking	\$ 32,000
WA Softball Association Inc	Development Program 2008/09	\$ 30,000	National Heart Foundation of Australia (WA Division)	Smarter than Smoking	\$ 4,000
WA Squash	Smarter Than Smoking Development Program	\$ 35,000	National Heart Foundation of Australia (WA Division)	Smarter than Smoking	\$ 4,000
Warren District Agricultural, Horticultural and Industrial Society Inc	Smarter Than Smoking 100m Dash 2008	\$ 2,000	National Heart Foundation of Australia (WA Division)	Smarter than Smoking Kit	\$ 350
West Australian Football Commission Inc	Sponsorship Program 2007-2009	\$ 400,000	National Heart Foundation of Australia (WA Division)	Smarter than Smoking	\$ 45,000
Western Australian Golf Association Inc	Golf Sponsorship 2008	\$ 77,500	National Heart Foundation of Australia (WA Division)	Smarter than Smoking	\$ 6,000
Western Australian Lacrosse Association	'Lacrosse - Embracing New Horizons'	\$ 40,000	National Heart Foundation of Australia (WA Division)	Smarter than Smoking	\$ 4,500
Western Australian Rugby League Ltd	Sponsorship Proposal 2008	\$ 50,000	National Heart Foundation of Australia (WA Division)	Smarter than Smoking	\$ 7,000
Western Australian Rugby Union	Development Program 2008-2009	\$ 90,000	National Heart Foundation of Australia (WA Division)	Smarter than Smoking	\$ 12,000
Western Australian Sports Federation	Smarter Than Smoking Junior Sports Star of the Year	\$ 20,000	National Heart Foundation of Australia (WA Division)	Smarter than Smoking	\$ 1,500
Western Australian Table Tennis Association	2008 Australian Youth/AWD Championships	\$ 3,000	National Heart Foundation of Australia (WA Division)	Smarter than Smoking Kit	\$ 350
Western Australian Table Tennis Association	Table Tennis Development Program 2008-2010	\$ 7,500	National Heart Foundation of Australia (WA Division)	Smarter than Smoking	\$ 1,500
Westside BMX Club	WA Super Series BMX Competition	\$ 2,000	National Heart Foundation of Australia (WA Division)	Smarter than Smoking Kit	\$ 350
Womens Golf WA Inc	Women's Golf Development - Annual Programs 2008	\$ 30,000	The Cancer Council Western Australia	Smoke Free WA	\$ 3,500

ARTS SPONSORSHIP PROJECTS APPROVED FOR FUNDING IN 2007/08

(Includes Years 1, 2 or 3 funding for multi-year projects)

<i>Organisation</i>	<i>Project Title</i>	<i>Amount</i>	<i>Health Agency</i>	<i>Message</i>	<i>Support</i>
Alcohol and other drug misuse					
Artrage Inc	Drug Aware MICROWAVE Program	\$ 45,000	Drug and Alcohol Office	Drug Aware	\$ 5,000
Arts Radio Ltd	Fresh Blast 2008	\$ 25,000	Drug and Alcohol Office	Rethink Drink	\$ 3,000
Champion Lakes Christian Church Inc	Slingshot Festival 2008	\$ 4,750	Drug and Alcohol Office	Drug Aware Kit	\$ 350
Children's Book Council of Australia (WA Branch)	Wirlomin Stories Regeneration Project	\$ 18,000	Healthway Kit	Respect Yourself Respect Your Culture	\$ 1,200
City of Bunbury	MAX Youth Festival	\$ 12,000	Drug and Alcohol Office	Drug Aware	\$ 1,600
City of Melville	YAC It Up 2008!	\$ 8,000	Drug and Alcohol Office	Drug Aware	\$ 1,000
Country Arts WA Inc	YCulture Regional	\$ 65,000	Drug and Alcohol Office	Drug Aware	\$ 7,600
Darlington Arts Festival Association Inc	Darlington Arts Festival 2007	\$ 4,000	Drug and Alcohol Office	Drug Aware Kit	\$ 350
Fed' of WA Police & Community Youth Centres Inc- Albany	Regional Idol / Albany Through My Eyes	\$ 4,000	Drug and Alcohol Office	Drug Aware Kit	\$ 350
Flairz Pty Ltd (The)	Garage Kids Ball	\$ 3,000	Drug and Alcohol Office	Drug Aware Kit	\$ 350
Fly By Night Musicians Club Inc	Annual Program 2008	\$ 30,000	Drug and Alcohol Office	Enough is Enough	\$ 2,000
Harvey Dicksons Blackwood River Country Music Inc	Harvey Dickson's Rodeo 2007	\$ 3,000	Drug and Alcohol Office	Enough is Enough Kit	\$ 350
Holyoake the Australian Institute on Alcohol and Addictions	DRUMBEAT Festival	\$ 5,000	Drug and Alcohol Office	Drug Aware Kit	\$ 350
Holyoake the Australian Institute on Alcohol and Addictions	The DRUMBEAT Program	\$ 15,000	Drug and Alcohol Office	Drug Aware	\$ 2,000
Lions Club of Boddington	Lions Family Australia Day Concert	\$ 2,000	Drug and Alcohol Office	Enough is Enough Kit	\$ 350
Lions Club of Collie Inc	Lions of Collie Christmas Party and Pageant	\$ 3,000	Drug and Alcohol Office	Enough is Enough Kit	\$ 350
Lions Club of Jandakot Lakes Inc	South Pacific Festival at Meve	\$ 2,500	Drug and Alcohol Office	Rethink Drink Kit	\$ 350
Melbourne International Comedy Festival Limited	Deadly Funny	\$ 10,000	Healthway Kit	Respect Yourself Respect Your Culture	\$ 1,000
Mulka Aboriginal Corporation	Wiluna to Geraldton Art Exhibition	\$ 4,900	Healthway Kit	Respect Yourself Respect Your Culture	\$ 350
Mundaring Arts Centre Inc	Youth Arts Program 2008	\$ 26,000	Drug and Alcohol Office	Drug Aware	\$ 3,500
NBT WA Music Inc	The Next Big Thing	\$ 35,000	Drug and Alcohol Office	Drug Aware	\$ 3,500
Pinjarra Katijin	NAIDOC Week 2008	\$ 3,500	Healthway Kit	Respect Yourself Respect Your Culture	\$ 350
Propelarts	Youth Week Launch 'Shout, Share, Live, Unite'	\$ 3,500	Drug and Alcohol Office	Drug Aware Kit	\$ 350
Shire of Denmark	Denmark Youth Fest	\$ 2,000	Drug and Alcohol Office	Drug Aware Kit	\$ 350
Town of Claremont	AmpFest - Clash of the Bands 2008	\$ 15,000	Drug and Alcohol Office	Drug Aware	\$ 2,500

ARTS SPONSORSHIP PROJECTS APPROVED FOR FUNDING IN 2007/08 (Continued)

(Includes Years 1, 2 or 3 funding for multi-year projects)

West Australian Music Industry Association	2008 WAMi Festival and RAMMPAAGE	\$ 70,000	Drug and Alcohol Office	Drug Aware	\$ 8,000
Western Australian Aids Council Inc	'Design for Life' 2008	\$ 9,500	Healthway Kit	Respect Yourself Respect Your Culture	\$ 350
Yirra Yaakin Noongar Theatre	Annual Program 2008	\$ 50,000	Healthway Kit	Respect Yourself Respect Your Culture	\$ 6,000
YMCA Perth Youth & Community Services Inc	Youth Arts Exposed	\$ 25,000	Drug and Alcohol Office	Drug Aware	\$ 3,000
Cancer Prevention					
Mt Marshall and Districts Agricultural Society	The 77th Mt Marshall Agricultural Show	\$ 3,500	The Cancer Council Western Australia	SunSmart Kit	\$ 350
Nannup Music Club	2008 Nannup Music Festival	\$ 12,000	The Cancer Council Western Australia	SunSmart	\$ 1,600
Good Nutrition Promotion					
Araluen Botanic Park Foundation Inc	Perth Chilli Festival 2008	\$ 10,000	The Cancer Council Western Australia	Go For 2 'n' 5	\$ 1,500
Bunbury Regional Arts Management Board Inc	Focus on Contemporary Arts	\$ 5,000	The Cancer Council Western Australia	Go For 2 'n' 5 Kit	\$ 350
Children's Book Council of Australia (WA Branch)	Children's Book Week - 2008	\$ 11,000	The Cancer Council Western Australia	Go For 2 'n' 5	\$ 3,000
Edmund Rice Centre, Mirrabooka Inc	'Moorditj Koolanka' Project	\$ 10,000	The Cancer Council Western Australia	Go For 2 'n' 5	\$ 1,500
Event Assist Inc	Waroon Events Program	\$ 5,000	The Cancer Council Western Australia	Go For 2 'n' 5 Kit	\$ 350
Fairbridge Festival Inc	Fairbridge Festival 2008	\$ 20,000	The Cancer Council Western Australia	Go For 2 'n' 5	\$ 2,500
Fremantle Children's Literature Centre	Annual Schools Programme 2007/08	\$ 35,000	The Cancer Council Western Australia	Go For 2 'n' 5	\$ 4,175
Harvey Mainstreet Inc	The Harvey Harvest Festival	\$ 7,000	The Cancer Council Western Australia	Go For 2 'n' 5	\$ 1,000
Jazz Fremantle Inc	Jazz Fremantle Concert Programme 2007/08	\$ 2,000	The Cancer Council Western Australia	Go For 2 'n' 5 Kit	\$ 350
Kellerberrin and Districts Agricultural Society	Kellerberrin and Districts Agricultural Show	\$ 4,500	The Cancer Council Western Australia	Go For 2 'n' 5 Kit	\$ 350
Manjimup Chamber of Commerce and Industry	Manjimup Cherry Harmony Festival 2007	\$ 6,000	The Cancer Council Western Australia	Go For 2 'n' 5	\$ 800
Mukinbudin Planning and Development Group	Mukinbudin Spring Festival 2007	\$ 3,000	The Cancer Council Western Australia	Go For 2 'n' 5 Kit	\$ 350
Mukinbudin Planning and Development Group	2008 Spring Festival	\$ 4,000	The Cancer Council Western Australia	Go For 2 'n' 5 Kit	\$ 350
Musica Viva Australia	Musica Viva Australia 2008-2010	\$ 78,000	The Cancer Council Western Australia	Go For 2 'n' 5	\$ 8,000
Nannup Arts Council	Nannup Art Exhibition	\$ 2,000	The Cancer Council Western Australia	Go For 2 'n' 5 Kit	\$ 350
Nannup Tourism Association Inc	Creating a Winter Wonderland	\$ 4,000	The Cancer Council Western Australia	Go For 2 'n' 5 Kit	\$ 350
Narrogin Spring Festival Inc	Narrogin Spring Festival 2007	\$ 2,000	The Cancer Council Western Australia	Go For 2 'n' 5 Kit	\$ 350
Pinjarra Visitor Centre Inc	Pinjarra Festival	\$ 4,873	The Cancer Council Western Australia	Go For 2 'n' 5 Kit	\$ 350
Rotary Club of North Perth Inc	Hyde Park Community Fair 2008	\$ 5,000	The Cancer Council Western Australia	Go For 2 'n' 5 Kit	\$ 350
Shire of Coolgardie	Coolgardie Day 2007	\$ 7,000	The Cancer Council Western Australia	Go For 2 'n' 5	\$ 1,000
Shire of Kulin	2008 Kulin Bush Races Art & Craft Exhibition	\$ 1,000	The Cancer Council Western Australia	Go For 2 'n' 5 Kit	\$ 350
Shire of Pingelly	2008 Summer Series Community Concerts	\$ 6,000	The Cancer Council Western Australia	Go For 2 'n' 5	\$ 800
Shire of Roebourne	2008 Youth Arts Festival & Programs	\$ 18,200	The Cancer Council Western Australia	Go For 2 'n' 5	\$ 2,500
Shire of West Arthur	Moodiarrup Melody	\$ 1,850	The Cancer Council Western Australia	Go For 2 'n' 5 Kit	\$ 350
South Suburban Music Society	2008 South Suburban Music Society Eisteddfod	\$ 1,000	The Cancer Council Western Australia	Go For 2 'n' 5 Kit	\$ 350
Spare Parts Theatre Inc	Annual Program 2008	\$ 63,000	The Cancer Council Western Australia	Go For 2 'n' 5	\$ 7,000

ARTS SPONSORSHIP PROJECTS APPROVED FOR FUNDING IN 2007/08 (Continued)

(Includes Years 1, 2 or 3 funding for multi-year projects)

Town of Bassendean	Public Events Program 2008	\$ 20,000	The Cancer Council Western Australia	Go For 2 'n' 5	\$ 2,500
Wagin Agricultural Society	Thrills and Skills at Wagin Woolorama	\$ 8,000	The Cancer Council Western Australia	Go For 2 'n' 5	\$ 1,200
West Australian Medieval Alliance Inc	Perth Medieval Fayre 2008	\$ 3,000	The Cancer Council Western Australia	Go For 2 'n' 5 Kit	\$ 350
Williams Arts and Craft Centre Inc	Williams Art Festival 2007	\$ 1,500	The Cancer Council Western Australia	Go For 2 'n' 5 Kit	\$ 350
Williams Arts and Craft Centre Inc	Water Wise Williams Day	\$ 1,000	The Cancer Council Western Australia	Go For 2 'n' 5 Kit	\$ 350
Williams Gateway Expo Inc	Williams Gateway Expo 2008	\$ 2,400	The Cancer Council Western Australia	Go For 2 'n' 5 Kit	\$ 350
Woodanilling Sport and Recreation Association Inc	Woody on Display 2008	\$ 2,000	The Cancer Council Western Australia	Go For 2 'n' 5 Kit	\$ 350
Writing WA Inc	Writers on the Road 2008	\$ 17,500	The Cancer Council Western Australia	Go For 2 'n' 5	\$ 2,000
Yongergnow Inc	Yongergnow Mallee Arts Day	\$ 4,000	The Cancer Council Western Australia	Go For 2 'n' 5 Kit	\$ 350
Yongergnow Inc	Yongergnow 2008 Events	\$ 4,500	The Cancer Council Western Australia	Go For 2 'n' 5 Kit	\$ 350
Zoroastrian Association of Western Australia	ZAWA Pateti Navroze Function	\$ 1,000	The Cancer Council Western Australia	Go For 2 'n' 5 Kit	\$ 350
Health Promotion					
Badgingarra Primary School	Health In Schools Through the Arts	\$ 1,800	Healthway - Special Project	Not applicable	
Boab Festival at Derby	2008 Kimberley Moonrise Rock Festival	\$ 10,000	Kimberley Population Health Unit	Various Health Messages	\$ 1,500
DADAA Incorporated	Visiting Arts Fellow 2007 - Mike White	\$ 35,000	Healthway - Special Project	Not applicable	
Halls Creek District High School	Health In Schools Through the Arts	\$ 2,500	Healthway - Special Project	Not applicable	
Lakeland Senior High School	Health In Schools through The Arts	\$ 2,500	Healthway - Special Project	Not applicable	
Mandurah High School	Health In Schools Through the Arts	\$ 2,500	Healthway - Special Project	Not applicable	
Mowanjum Artists Spirit of the Wandjina Aboriginal Corporation	Mowanjum Festival	\$ 10,000	Kimberley Population Health Unit	Various Health Messages	\$ 1,300
Palmyra Primary School	Health In Schools Through the Arts	\$ 2,500	Healthway - Special Project	Not applicable	
Pinjarra Senior High School	Health In Schools Through the Arts	\$ 2,500	Healthway - Special Project	Not applicable	
Mental Health Promotion					
Artists Foundation of WA Limited	'Make Time to Talk' Skills Development Program 2008	\$ 15,000	Relationships Australia	Make time to talk	\$ 3,000
Australian Red Cross Society - WA Division	World Aware Leadership Program	\$ 17,000	Relationships Australia	Make time to talk	\$ 3,000
Autonomous Productions Inc	The World Goes 'Round by Kander and Ebb	\$ 2,000	Relationships Australia	Make time to talk Kit	\$ 400
Avon Valley Arts Society	Annual Arts Program 2008	\$ 27,000	Curtin University of Technology	Act Belong Commit	\$ 5,000
City of Albany	Vancouver Arts Centre Multi Events Program 2008	\$ 17,000	Great Southern Population Health	Act Belong Commit	\$ 4,500
Comedy Lounge Pty Ltd	Comedy Lounge 2008 Season	\$ 18,000	Relationships Australia	Make time to talk	\$ 3,000
Community Arts Network Western Australia Ltd	Sharing Stories' 2008	\$ 40,000	Relationships Australia	Make time to talk	\$ 7,000

ARTS SPONSORSHIP PROJECTS APPROVED FOR FUNDING IN 2007/08 (Continued)

(Includes Years 1, 2 or 3 funding for multi-year projects)

Creative Albany Incorporated	Jazz Masala - Live Concert Series	\$ 3,000	Curtin University of Technology	Act Belong Commit Kit	\$ 400
Creative Albany Incorporated	HarbourWorks for Healthy Kids	\$ 10,000	Great Southern Population Health	Act Belong Commit	\$ 2,000
Esperance Art Society Inc	Biennial Exhibition 2007	\$ 1,500	Curtin University of Technology	Act Belong Commit Kit	\$ 400
Esperance Community Arts Inc	The Journey - Identity through Involvement	\$ 25,000	Curtin University of Technology	Act Belong Commit	\$ 4,500
Federation of WA Police & Citizens Youth Club - Geraldton	ART 4 YOUTH	\$ 15,500	Curtin University of Technology	Act Belong Commit	\$ 3,000
Geraldton and Regional Schools Arts Festival Inc	Iluka Showcase 2007	\$ 2,000	Curtin University of Technology	Act Belong Commit Kit	\$ 400
Geraldton and Regional Schools Arts Festival Inc	Iluka Showcase 2008	\$ 2,000	Curtin University of Technology	Act Belong Commit Kit	\$ 400
Goldfields Arts Centre	Martin Meader Musical Workshop	\$ 3,000	Curtin University of Technology	Act Belong Commit Kit	\$ 400
Karratha Youth Theatre	Stereowhat?! 2008	\$ 20,000	Curtin University of Technology	Act Belong Commit	\$ 4,000
Men's Resource Centre Inc	Spooky Men Choir - Concert and Workshop	\$ 2,000	Great Southern Population Health	Act Belong Commit Kit	\$ 400
Perth Male Voice Choir Association Inc	Spirit of the Streets Choir Project	\$ 5,000	Relationships Australia	Make time to talk Kit	\$ 400
Plantagenet Cranbrook Health Service	The Like Minds Like Mine Project	\$ 3,000	Curtin University of Technology	Act Belong Commit Kit	\$ 400
Scaddan Country Club	Scaddan Pioneer Park	\$ 5,000	Curtin University of Technology	Act Belong Commit Kit	\$ 400
Shire of Northam	Wild Oats Music Festival	\$ 7,000	Curtin University of Technology	Act Belong Commit	\$ 1,000
Southern Edge Arts	Southern Edge Arts Program 2007/08	\$ 40,000	Great Southern Population Health	Act Belong Commit	\$ 7,250
Winding Wheel Productions Pty Ltd	Eight Paths, One Journey	\$ 2,500	Relationships Australia	Make time to talk Kit	\$ 400
Wongan Arts Society	Wongan Arts Society Biennial Art/Craft Exhibition	\$ 3,000	Curtin University of Technology	Act Belong Commit Kit	\$ 400
York Society Inc	Arts and Crafts Awards 2008 & Photographic Awards	\$ 1,500	Curtin University of Technology	Act Belong Commit Kit	\$ 400
Physical Activity Promotion					
ACHPER	Smarter Than Smoking Gala Dance Festivals	\$ 1,500	National Heart Foundation of Australia (WA Division)	Be Active Kit	\$ 350
Artatac - Busselton Beach Festival Inc	2008 Festival of Busselton	\$ 12,000	National Heart Foundation of Australia (WA Division)	Be Active	\$ 2,500
Augusta River Festival	Augusta River Festival 2008	\$ 2,200	National Heart Foundation of Australia (WA Division)	Be Active Kit	\$ 350
Australian Asian Association of WA Inc	Harmony International FolkFest 2008	\$ 9,000	National Heart Foundation of Australia (WA Division)	Be Active Kit	\$ 350
Australian Dance Council WA Branch (Ausdance) Inc	Dance Around	\$ 35,000	National Heart Foundation of Australia (WA Division)	Be Active	\$ 4,500
Ballet Workshop Incorporated	Be Active with Prompt Corner 2008	\$ 17,000	National Heart Foundation of Australia (WA Division)	Be Active	\$ 2,000

ARTS SPONSORSHIP PROJECTS APPROVED FOR FUNDING IN 2007/08 (Continued)

(Includes Years 1, 2 or 3 funding for multi-year projects)

Bridgetown Family & Community Centre Inc	Grand Opening of Outdoor Play Area & Family Fun Day	\$ 1,000	National Heart Foundation of Australia (WA Division)	Be Active Kit	\$ 350
Bunbury City Band Inc	Bunbury Prom Concert	\$ 2,000	National Heart Foundation of Australia (WA Division)	Be Active Kit	\$ 350
Bunbury Musical Comedy Group	2008 Theatre Arts and Performance Calendar	\$ 5,000	National Heart Foundation of Australia (WA Division)	Be Active Kit	\$ 350
Bunbury Repertory Club Inc	'The Crucible'	\$ 2,000	National Heart Foundation of Australia (WA Division)	Be Active Kit	\$ 350
Buzz Dance Theatre	Buzz Dance Theatre Program 2008	\$ 55,000	National Heart Foundation of Australia (WA Division)	Be Active	\$ 6,500
Central South Eisteddfod	2008 Central South Eisteddfod and Talent Expo	\$ 2,000	National Heart Foundation of Australia (WA Division)	Be Active Kit	\$ 350
Cervantes Community Recreation Centre Inc	Cervantes Art Festival 2007	\$ 3,000	National Heart Foundation of Australia (WA Division)	Be Active Kit	\$ 350
Cultural Club Inc	2008 Chinese New Year	\$ 1,000	National Heart Foundation of Australia (WA Division)	Be Active Kit	\$ 350
DADAA Incorporated	Arts and Health Programs 2008	\$ 40,000	National Heart Foundation of Australia (WA Division)	Be Active	\$ 5,000
Denmark Arts Council Inc	Brave New Works #15 & Festival of Voice	\$ 12,000	National Heart Foundation of Australia (WA Division)	Be Active	\$ 1,000
Dumbleyung Events Committee Inc	Dumbleyung Bluebird Festival 2007	\$ 2,000	National Heart Foundation of Australia (WA Division)	Be Active Kit	\$ 350
Frail and Aged Support Foundation Inc	Geraldton Tour 2008	\$ 3,000	National Heart Foundation of Australia (WA Division)	Be Active Kit	\$ 350
Friends of the Porongurup Range Inc	Art in the Park 2008	\$ 1,500	National Heart Foundation of Australia (WA Division)	Be Active Kit	\$ 350
Garnduwa Amboorny Wirnan Aboriginal Corporation	Garnduwa Festival 2008	\$ 25,000	Kimberley Population Health Unit	Be Active	\$ 5,000
High Performance Ltd (SKADADA)	RISE 2008	\$ 30,000	National Heart Foundation of Australia (WA Division)	Be Active	\$ 3,500
Lunar Circus School Inc	Lunar Circus School 2008	\$ 18,000	National Heart Foundation of Australia (WA Division)	Be Active	\$ 2,400
Monkey Baa Theatre for Young People Ltd	'Milli, Jack and the Dancing Cat'	\$ 4,500	National Heart Foundation of Australia (WA Division)	Be Active Kit	\$ 350
Multicultural Arts of WA (Kulcha)	Arts Activity Program 2007/08	\$ 60,000	National Heart Foundation of Australia (WA Division)	Be Active	\$ 8,000

ARTS SPONSORSHIP PROJECTS APPROVED FOR FUNDING IN 2007/08 (Continued)

(Includes Years 1, 2 or 3 funding for multi-year projects)

Nannup Tourism Association Inc	'Re-Cycle'	\$ 7,000	National Heart Foundation of Australia (WA Division)	Be Active	\$ 1,000
Perth Swing Dance Society Incorporated	Hullabaloo 2008	\$ 2,000	National Heart Foundation of Australia (WA Division)	Be Active Kit	\$ 350
Phoenix Productions Inc	AIDA	\$ 2,000	National Heart Foundation of Australia (WA Division)	Be Active Kit	\$ 350
Russian Ethnic Community & Youth Development Assn Rusichi Inc	Russian Seasons 2008	\$ 1,500	National Heart Foundation of Australia (WA Division)	Be Active Kit	\$ 350
Seniors Recreation Council of WA Inc	Peel 'Search for a Senior Star' Talent Quest	\$ 3,000	National Heart Foundation of Australia (WA Division)	Be Active Kit	\$ 350
Shire of Cranbrook	Cranbrook Shire on Show 2008	\$ 2,500	National Heart Foundation of Australia (WA Division)	Be Active Kit	\$ 350
Shire of Kondinin	Descarga and Dance Evening	\$ 3,000	National Heart Foundation of Australia (WA Division)	Be Active Kit	\$ 350
Shire of West Arthur	Blast It - A 100 Years of Learning	\$ 2,500	National Heart Foundation of Australia (WA Division)	Be Active Kit	\$ 350
Steps Youth Dance Company	Annual Program 2008	\$ 32,000	National Heart Foundation of Australia (WA Division)	Be Active	\$ 2,900
Stirling Street Arts Centre Management Committee Inc	Fire, Fibre & Fine Arts Exhibition & Xmas Craft Festival	\$ 2,000	National Heart Foundation of Australia (WA Division)	Be Active Kit	\$ 350
The Salvation Army (WA) Property Trust	Making Music is Fun	\$ 4,000	National Heart Foundation of Australia (WA Division)	Be Active Kit	\$ 350
Theatre Kimberley	Theatre Kimberley 2008 Annual Program	\$ 20,000	Kimberley Population Health Unit	Be Active	\$ 4,000
Town of Kwinana	Multi Events Art Program 2008	\$ 28,000	National Heart Foundation of Australia (WA Division)	Be Active	\$ 3,500
Tura New Music Inc	Regional Program 2008	\$ 23,000	National Heart Foundation of Australia (WA Division)	Be Active	\$ 1,000
WA Circus School Incorporated	2008 Annual Program	\$ 24,000	National Heart Foundation of Australia (WA Division)	Be Active	\$ 2,000
WA Youth Jazz Orchestra Association	Core Program and Annual Concerts for Schools 2008	\$ 30,000	National Heart Foundation of Australia (WA Division)	Be Active	\$ 4,000
WA Youth Theatre Company	Annual Program 2008	\$ 20,000	National Heart Foundation of Australia (WA Division)	Be Active	\$ 3,000
West Australian Ballet	Youth Education and Access Program 200/08	\$ 55,000	National Heart Foundation of Australia (WA Division)	Be Active	\$ 6,000
Youth Ballet WA Inc	Don Quixote	\$ 4,000	National Heart Foundation of Australia (WA Division)	Be Active Kit	\$ 350

ARTS SPONSORSHIP PROJECTS APPROVED FOR FUNDING IN 2007/08 (Continued)

(Includes Years 1, 2 or 3 funding for multi-year projects)

Youth Ballet WA Inc	Annual Events and Programs 2008	\$ 15,000	National Heart Foundation of Australia (WA Division)	Be Active	\$ 2,000
Tobacco Smoking Control					
Albany Senior High School	Regional Arts Scholarship	\$ 1,500	Healthway Kit	Smarter than Smoking	\$ 30
Art On The Move NETS	Education Events 200/08	\$ 30,000	National Heart Foundation of Australia (WA Division)	Smarter than Smoking	\$ 4,000
Australian Association of Men Barbershop Singers Inc	Big Barbershop Day Out 2008	\$ 4,500	National Heart Foundation of Australia (WA Division)	Smarter than Smoking Kit	\$ 350
Australian Band & Orchestra Directors Assoc (WA Branch) Inc	WA Schools Orchestra and Concert Band Festivals	\$ 3,000	National Heart Foundation of Australia (WA Division)	Smarter than Smoking Kit	\$ 350
Avondale Discovery Farm Project Committee Inc	Avondale Harvest Festival	\$ 3,000	The Cancer Council Western Australia	Smoke Free WA Kit	\$ 350
Awesome Arts Australia Ltd	Creative Challenge & Creative Challenge	\$ 90,000	National Heart Foundation of Australia (WA Division)	Smarter than Smoking	\$ 13,500
Barking Gecko Theatre Company	Annual Program 2008-2010	\$ 87,000	National Heart Foundation of Australia (WA Division)	Smarter than Smoking	\$ 12,400
Bridgetown Telecentre Inc	Regional Arts Scholarship	\$ 1,500	Healthway Kit	Smarter than Smoking	\$ 30
Bunbury & Districts Combined Schools Music Festival Inc	Combined Schools Music Festival 2007	\$ 1,500	National Heart Foundation of Australia (WA Division)	Smarter than Smoking Kit	\$ 350
Bunbury Multicultural Group Inc	Bunbury Multicultural Night Under the Stars	\$ 4,000	The Cancer Council Western Australia	Smoke Free WA Kit	\$ 350
Christian Brothers Agricultural School	Tardun Under the Stars 2007	\$ 4,000	The Cancer Council Western Australia	Smoke Free WA Kit	\$ 350
City of Bunbury	Bunbury International Jazz Festival 2008	\$ 8,000	The Cancer Council Western Australia	Smoke Free WA	\$ 1,200
City of Canning	Amphitheatre Opening - Community Concert	\$ 10,000	The Cancer Council Western Australia	Smoke Free WA	\$ 1,000
City of Fremantle	Annual Program 2007 & 2008	\$ 45,000	The Cancer Council Western Australia	Smoke Free WA	\$ 3,200
City of Joondalup	Summer in the City Program 2007 & 2008	\$ 30,000	National Heart Foundation of Australia (WA Division)	Smarter than Smoking	\$ 4,000
City of Mandurah	2008 Program of Events	\$ 28,000	National Heart Foundation of Australia (WA Division)	Smarter than Smoking	\$ 2,500
City of Rockingham	2008 Arts and Culture Programme	\$ 19,000	National Heart Foundation of Australia (WA Division)	Smarter than Smoking	\$ 2,500
City of South Perth	City of South Perth Fiesta 2008	\$ 20,000	National Heart Foundation of Australia (WA Division)	Smarter than Smoking	\$ 1,000
Collie Country Music Club	Collie Country Music Round Up 2008	\$ 2,500	The Cancer Council Western Australia	Smoke Free WA Kit	\$ 350
Collie River Valley Marketing Incorporated	Collie Rock N Coal Music Festival Under the Stars 2008	\$ 4,000	The Cancer Council Western Australia	Smoke Free WA Kit	\$ 350
Coolgardie Gem and Mineral Club Inc	Coolgardie Gold and Gem Festival	\$ 2,000	The Cancer Council Western Australia	Smoke Free WA Kit	\$ 350
Country Arts WA Inc	Shows on the Go & Across the Top 2007-2009	\$ 82,000	The Cancer Council Western Australia	Smoke Free WA	\$ 8,000

ARTS SPONSORSHIP PROJECTS APPROVED FOR FUNDING IN 2007/08 (Continued)

(Includes Years 1, 2 or 3 funding for multi-year projects)

Country Music Club of Boyup Brook WA Inc	Sustaining Our Future	\$ 10,000	The Cancer Council Western Australia	Smoke Free WA	\$ 600
Cultural Infusion Ltd	WA 'Freestyle' Festival 08	\$ 8,000	National Heart Foundation of Australia (WA Division)	Smarter than Smoking	\$ 1,200
Dryandra Country Visitor Centre Inc	Cuballing Country Festival	\$ 3,500	The Cancer Council Western Australia	Smoke Free WA Kit	\$ 350
Esperance Senior High School	Regional Arts Scholarship	\$ 1,500	Healthway Kit	Smarter than Smoking	\$ 30
Federation of WA Police & Citizens Youth Club - Geraldton	Regional Arts Scholarship	\$ 1,500	Healthway Kit	Smarter than Smoking	\$ 30
Federation of WA Police & Citizens Youth Club - Geraldton	Regional Arts Scholarship	\$ 1,500	Healthway Kit	Smarter than Smoking	\$ 30
Festival of Youth Inc	Youth on Health Festival	\$ 70,000	National Heart Foundation of Australia (WA Division)	Smarter than Smoking	\$ 9,000
Film and Television Institute (WA) Inc	The Making Movies Roadshow	\$ 20,000	National Heart Foundation of Australia (WA Division)	Smarter than Smoking	\$ 3,000
Hopetoun Progress Association Inc	Hopetoun Free Community Open Air Concert	\$ 1,800	The Cancer Council Western Australia	Smoke Free WA Kit	\$ 350
International Art Space Pty Ltd	Relay	\$ 10,000	National Heart Foundation of Australia (WA Division)	Smarter than Smoking	\$ 1,000
International Association of Jazz Educators	WA Schools Jazz Festival 2008	\$ 2,700	National Heart Foundation of Australia (WA Division)	Smarter than Smoking Kit	\$ 350
Kalamunda Youth Swing Band	Jazz in the Park	\$ 1,500	The Cancer Council Western Australia	Smoke Free WA Kit	\$ 350
Kellerberrin and Districts Agricultural Society	Kellerberrin and Districts Agricultural Show 2007	\$ 3,000	The Cancer Council Western Australia	Smoke Free WA Kit	\$ 350
Mandurah Performing Arts Inc	Youth Group Theatre Skills Workshop 2008	\$ 1,500	National Heart Foundation of Australia (WA Division)	Smarter than Smoking Kit	\$ 350
Mount Pleasant Baptist Church Inc	Battle Royale 2007	\$ 2,600	National Heart Foundation of Australia (WA Division)	Smarter than Smoking Kit	\$ 350
Peel Projects Pty Ltd ATF Peel Projects Unit Trust	Rollercoaster Music Carnival	\$ 25,000	The Cancer Council Western Australia	Smoke Free WA	\$ 2,500
Perth Jazz Society	Fire Without Smoke 2008	\$ 15,000	National Heart Foundation of Australia (WA Division)	Smarter than Smoking	\$ 2,000
Royal Agricultural Society of WA	The Perth Royal Show 2008-2009	\$ 185,000	The Cancer Council Western Australia	Smoke Free WA	\$ 7,000
Shire of Bridgetown-Greenbushes	The Bridgetown Show Youth Activities Program	\$ 1,500	National Heart Foundation of Australia (WA Division)	Smarter than Smoking Kit	\$ 350
Shire of Bruce Rock	Back to the Bush Reunion 2007	\$ 3,000	The Cancer Council Western Australia	Smoke Free WA Kit	\$ 350
Shire of Meekatharra	Meekatharra Music and Battle of the Bands	\$ 5,000	The Cancer Council Western Australia	Smoke Free WA Kit	\$ 350
South Suburban Music Society	South Suburban Music Society Eisteddfod	\$ 1,000	National Heart Foundation of Australia (WA Division)	Smarter than Smoking Kit	\$ 350
Tourism Rockingham Incorporated	Rockingham Mussel Fest 2008	\$ 6,700	The Cancer Council Western Australia	Smoke Free WA	\$ 1,000
WA Youth Music Association	Ed' Outreach Indigenous and Choral Program 2007/08	\$ 68,000	National Heart Foundation of Australia (WA Division)	Smarter than Smoking	\$ 12,000

ARTS SPONSORSHIP PROJECTS APPROVED FOR FUNDING IN 2007/08 *(Continued)*

(Includes Years 1, 2 or 3 funding for multi-year projects)

West Australian Music Industry Association	Contemporary Music in Schools 2007-2009	\$ 40,000	National Heart Foundation of Australia (WA Division)	Smarter than Smoking	\$ 5,000
West Australian Opera	Opera in Education Workshops 2007-2008	\$ 25,000	National Heart Foundation of Australia (WA Division)	Smarter than Smoking	\$ 3,000
West Australian Symphony Orchestra	Education Chamber Orchestra - EChO	\$ 40,000	National Heart Foundation of Australia (WA Division)	Smarter than Smoking	\$ 4,000
Western Australian German Business Assn	Community Activities (In Unison 2007)	\$ 3,000	The Cancer Council Western Australia	Smoke Free WA Kit	\$ 350
Zig Zag Community Arts Inc	Youth Stage 2007	\$ 5,000	National Heart Foundation of Australia (WA Division)	Smarter than Smoking Kit	\$ 350

RACING SPONSORSHIP PROJECTS APPROVED FOR FUNDING IN 2007/08

(Includes Years 1, 2 or 3 funding for multi-year projects)

<i>Organisation</i>	<i>Project Title</i>	<i>Amount</i>	<i>Health Agency</i>	<i>Message</i>	<i>Support</i>
Good Nutrition Promotion					
Albany Racing Club Inc	2007/08 Race Season	\$ 10,000	The Cancer Council Western Australia	Go For 2 'n' 5	
Bunbury Turf Club Inc	Go For 2&5 Donnybrook Cup and Seasonal Sponsorship 2007/08	\$ 12,000	The Cancer Council Western Australia	Go For 2 'n' 5	
Carnarvon Race Club	Growers and Family Race Day 2008	\$ 3,000	The Cancer Council Western Australia	Go For 2 'n' 5 Kit	
Collie Race Club Inc	2007 Race Meeting	\$ 2,500	The Cancer Council Western Australia	Go For 2 'n' 5 Kit	
East Pilbara Race Club Inc	Newman Cup Day 2008	\$ 1,750	The Cancer Council Western Australia	Go For 2 'n' 5 Kit	
Eastern Gascoyne Race Club	East Gascoyne Race Club Annual Race Meeting	\$ 2,000	The Cancer Council Western Australia	Go For 2 'n' 5 Kit	
Esperance Bay Turf Club	2008 Race Season	\$ 2,000	The Cancer Council Western Australia	Go For 2 'n' 5 Kit	
Geraldton Turf Club Inc	2008 Sponsorship	\$ 10,000	The Cancer Council Western Australia	Go For 2 'n' 5	
Laverton Race Club	Laverton Race Day	\$ 1,500	The Cancer Council Western Australia	Go For 2 'n' 5 Kit	
Mount Barker Turf Club	Healthway Race Day 2008	\$ 3,000	The Cancer Council Western Australia	Go For 2 'n' 5 Kit	
Northam Race Club Inc	2008 Race Season	\$ 11,000	The Cancer Council Western Australia	Go For 2 'n' 5	
Nor-West Jockey Club (The)	Family Day 2008	\$ 4,000	The Cancer Council Western Australia	Go For 2 'n' 5 Kit	
Pinjarra Race Club Inc	2008 Sponsorship	\$ 3,500	The Cancer Council Western Australia	Go For 2 'n' 5 Kit	
Shire of Leonora	Leonora Golden Gift Race Meeting 2008	\$ 2,000	The Cancer Council Western Australia	Go For 2 'n' 5 Kit	
WA School Canteen Association	Addressing Healthier Food in Racing Canteens	\$ 25,000	Healthway - Special Project	Not applicable	
WA Turf Club	Annual Program 2007-2009	\$ 250,000	The Cancer Council Western Australia	Go For 2 'n' 5	\$ 50,000
Health Promotion					
Health Promotion Evaluation Unit	Health Audit of Racing Venues in Regional Towns	\$ 17,000	Healthway - Special Project	Not applicable	
Physical Activity Promotion					
Racing and Wagering Western Australia	2007-2009 Country Harness Racing	\$ 80,000	National Heart Foundation of Australia (WA Division)	Be Active	

RACING SPONSORSHIP PROJECTS APPROVED FOR FUNDING IN 2007/08 (Continued)

(Includes Years 1, 2 or 3 funding for multi-year projects)

Western Australian Trotting Association	Harness Racing Seasons 2007-2009	\$ 210,000	National Heart Foundation of Australia (WA Division)	Be Active	\$ 35,000
Tobacco Smoking Control					
Albany Speedway Club (The)	Junior Sedan Series & Junior Sedan National Titles	\$ 5,000	National Heart Foundation of Australia (WA Division)	Smarter than Smoking Kit	\$ 500
Augusta Margaret River Hot Rod Club	Rumble on the River & South West Junior Championships	\$ 5,000	National Heart Foundation of Australia (WA Division)	Smarter than Smoking Kit	\$ 500
Australian Karting Association of WA	2008 Sponsorship	\$ 20,000	National Heart Foundation of Australia (WA Division)	Smarter than Smoking	\$ 2,500
Bunbury Car Club Inc	2008 Sprintcar Grand Slam	\$ 5,000	The Cancer Council Western Australia	Smoke Free WA Kit	\$ 350
Busselton Kart Club Inc	Western Australian Dirt Kart Titles	\$ 3,000	The Cancer Council Western Australia	Smoke Free WA Kit	\$ 350
Carnarvon Speedway Club	2008 Carnarvon Speedway Race Season	\$ 5,000	National Heart Foundation of Australia (WA Division)	Smarter than Smoking Kit	\$ 500
Collie Racing Drivers Association Inc	2007 - 2009 Seasons	\$ 10,000	The Cancer Council Western Australia	Smoke Free WA	\$ 3,000
Junior Speedway Racing Association of WA Inc	Smarter Than Smoking Junior Sedan Racing 2007/08	\$ 10,000	National Heart Foundation of Australia (WA Division)	Smarter than Smoking	\$ 1,400
Kellerberrin Speedway Club Inc	2008 Smarter Than Smoking Winter Race Round	\$ 3,000	National Heart Foundation of Australia (WA Division)	Smarter than Smoking Kit	\$ 350
Motorcycling Western Australia Inc	2008 Motorcycle Racing - Selected Events	\$ 40,000	National Heart Foundation of Australia (WA Division)	Smarter than Smoking	\$ 5,300
Shark Bay Speedway Club (Inc)	Far Western Championship	\$ 2,500	The Cancer Council Western Australia	Smoke Free WA Kit	\$ 350
Speedway Motorcycle Club WA Inc	Smarter Than Smoking Australian Junior Solo Championships	\$ 2,500	National Heart Foundation of Australia (WA Division)	Smarter than Smoking Kit	\$ 350
Vintage Sports Car Club of WA Inc	Vintage Sports Car Club - 2008	\$ 20,000	The Cancer Council Western Australia	Smoke Free WA	\$ 3,000
WA Sporting Car Club	Annual Program 2008 and 2009	\$ 40,000	National Heart Foundation of Australia (WA Division)	Smarter than Smoking	\$ 5,000
West Australian Car Club Inc	2009 & 2010 Quit Forest Rally	\$ 50,000	The Cancer Council Western Australia	Quit	\$ 15,000

REFERENCES

- 1 World Health Organisation. 2002, *The World Health Report 2002: Reducing Risks, Promoting Healthy Life*, WHO, Geneva.
- 2 Department of Health WA. www.tobaccocontrol.wa.gov.au 2008
- 3 Australian Institute of Health and Welfare, 2007, *Burden of Disease and Injury in Australia 2003*, AIHW cat. no. PHE 82, Canberra.
- 4 Australian Institute of Health and Welfare. 2005, *2004 National Drug Strategy Household Survey: State and Territory Supplement*, AIHW cat. No. PHE 61, AIHW, Canberra.
- 5 Drug and Alcohol Office, Department of Health Western Australia. 2007, *ASSAD Smoking Report 2005*, DoHWA, Perth.
- 6 Australian Bureau of Statistics. 2006, *National Aboriginal and Torres Strait Islander Survey 2004-05*.
- 7 WHO 2006. Global strategy on diet, physical activity and health. Geneva: WHO.
- 8 Department of Health Western Australia.. *WA Health and Wellbeing Surveillance System January 2005 – March 2006*, DoHWA, Perth.
- 9 Catford, J. 2003, *Promoting Healthy Weight – The new environmental frontier*, Vol 18 (1), Health Promotion International, p.1-4.
- 10 Hand, B., Parker, H., Glasson, C., Brinkman, S. & Read, H. 2004, *Physical Activity and Nutrition Levels in Western Australian Children and Adolescents: Report*, WA Government, Perth.
- 11 Western Australian Strategic Framework 2007- 2011. WA Department of Health, Perth 2007.
- 12 Department of Health Western Australia. *WA Health and Wellbeing Surveillance System, January 2005 to March 2006*. DoHWA Perth.
13. World Health Organisation 2004, *Prevention of mental disorders: Effective interventions and policy options*, WHO and Prevention Research Centre.
- 14 Commonwealth Department of Health and Aged Care. 2005, *National Mental Health Report (2005), Ninth Annual Report. Changes in Australia's Mental Health Services under the First National Mental Health Plan of the National Mental Health Strategy 1993-2003*, CDHAC, Canberra.
15. Australian Institute of Health and Welfare. 2004, *Health System expenditure on disease and injury in Australia 2000-2001*, AIHW cat. No. HWE 26, Health and Welfare Expenditure Series No. 19, AIHW, Canberra.
- 16 Rosenberg M, Wood L, Mills C Mitchell H, and Stoneham M. Healthway's Health Priorities A Review. Health Promotion Evaluation Unit, School of Population Health, The university of WA, 2007.
- 17 Donovan, R., Jalleh, G. & James, R. 2005, *Mentally Healthy WA Benchmark Survey*, Perth.
- 18 Bunker, S., Colquhoun, D., Esler, M., Hickie, I. & others. 2003, *Stress and coronary heart disease: psychosocial risk factors*, Vol. 178, Medical Journal of Australia, p. 272-276.
- 19 VicHealth. 2005, *A Plan for Action 2005-2007 Promoting Mental Health and Wellbeing*, Victorian Health Promotion Foundation, Carlton.
20. Australian Institute of Health and Welfare. *Australia's Health No 11*. ISBN-13 978 1 74024 762 7; AIHW cat. no. AUS 99 2008.
- 21 Australian Bureau of Statistics. 2002, *National Aboriginal and Torres Strait Islander Social Survey*.
- 22 Zubrick, S.R., Lawrence, D.M., Silburn, S.R., Blair, E., Milroy, H., Wilkes, T., Eades, S., D'Antoine, H., Read, A., Ishiguchi, P. & Doyle, S. 2004, *The Western Australian Aboriginal Child Health Survey: The Health of Aboriginal Children and Young People*, Telethon Institute for Child Health Research, Perth.
- 23 Department of Indigenous Affairs. 2005, *Overcoming Disadvantage in Western Australia Report 2005*, DIA, Perth.